

# Winslow Township Board of Education

Transportation Department

30 Coopers Folly Road

Atco, New Jersey 08004

856-767-2850

John Gaskill, C.D.P.T.  
Director of Transportation

Tammy Wall, C.S.T.S  
Assistant Director of Transportation

April 2022 - Transportation Report

April 6, 2022

The transportation department underwent state inspection during the month of February and the condition of the fleet and the bus maintenance records were found to be in good order.

The final safety meeting for the school year will take place the first week of May and I will be recognizing some of the drivers for the outstanding service that they have provided to the school community this year.

School bus evacuation drills took place during the month of March. All bus drivers and transported students took part in this drill. The school district is required to hold bus evacuation drills twice every school year.

We are now in the spring sport and field trip season. This is the busiest time of the year in transportation, often with caravans of several buses taking students on trips. After a two years of fewer trips things are picking up this year. As always, our district drivers are up to the task.

As we approach the end of the school year the mechanical staff is preparing for the summer maintenance of the bus fleet. During the summer each bus is gone over bumper to bumper and any heavy repairs that need to be made are done so that the bus fleet will be ready for the upcoming school year.

As in years past we will have several buses on the road for summer programs as well as summer school.


Respectfully,  
John Gaskill, C.D.P.T.  
Director of Transportation



# BUSINESS REVIEW

Winslow Township School District

March 2022





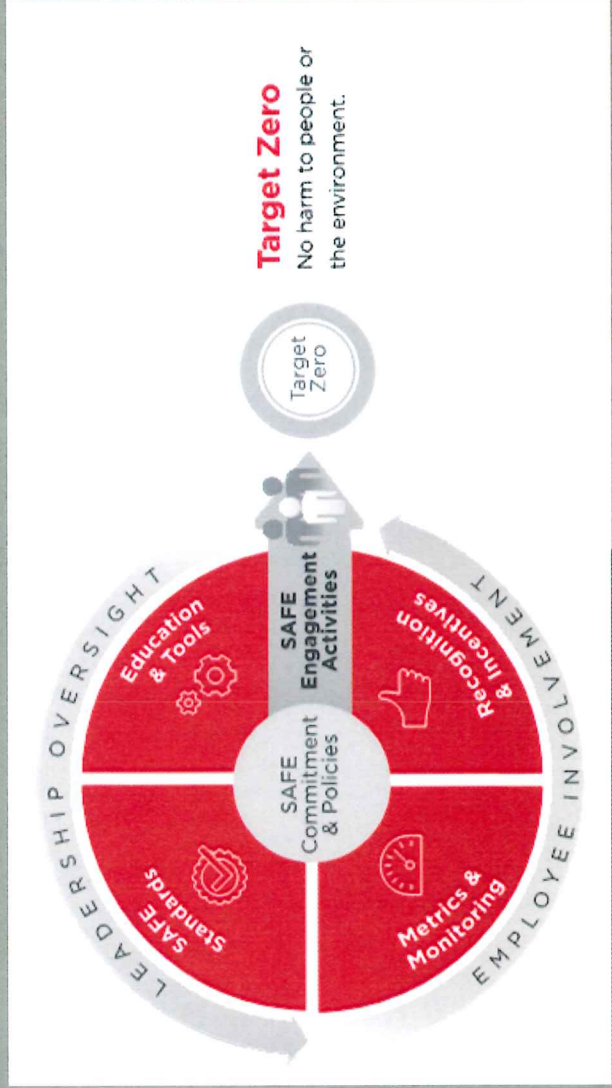
# Safety Moment




## SAFE

We all have a shared responsibility to ensure that no one gets hurt, and that we maintain the highest levels of safety, quality, and service excellence everywhere we work and in everything we do.”

— Eric Foss, President and CEO, Aramark



# Executive Overview



## The Grounds Program

Spring clean up has started throughout the district. Athletic fields are ready and we are ready for the cutting season.

## The Maintenance Program

We are ready for our next round of filter changes as well as roof/drain clean up. We are also looking to turn boilers off April 15<sup>th</sup>.

## The Custodial Program

Spring break is our opportunity to deep clean and sanitize the district while students are out. We have put a plan together to get this accomplished.



# The Grounds Program



## Athletic Fields

Athletic fields have been laid out, groomed and lined in anticipation of the spring season.




## Building & Grounds

Installed new batting cage for baseball field.  
Re-surfaced MS and HS baseball fields.  
Mulched all flower beds district-wide.  
Cleaned up along all fence and wood lines.

# The Maintenance Program

---



Quarterly filter changes were completed at all buildings.  
Bulb replacement and ballast repairs continues district-wide.  
Leaks repaired and ceiling tiles replaced at School 1, 2, 4, MS and HS.

Total Work Order completed from 01/3/22-3/28/22~ 623

Plumbing repairs and maintenance are ongoing throughout the district.





# The Custodial Program

---

## Hired 5 New Custodians

Gaila Waiters  
Tiffany Campbell  
Kim Dixon  
George Parker  
Caroline Puleo

Over spring break, we will perform detailed cleaning of all restrooms, classrooms and offices.

All hallways & front entrances will be scrubbed, finish applied and burnished.



## Review of Turnover and Staffing

- Reviewed our screening process.
- Increased supervision and inspections.
- Moving employees around the district to give new building experiences.

# SAFE Results – YTD FY19



## Safety Key Performance Indicators (KPIs)

Our goal is TARGET ZERO, no harm to people or the environment. We continually strive to prevent all workplace injuries.

- Number of Workplace Injuries (FY)
- Number of Lost Work Days (FY)

YTD (Oct – Sep) Lost Work Days	Prior YTD Lost Work Days	% Change
0	0	0

Primary Causes: Slips, Trips, Falls, Sprains, Strains, Back Injuries

## SAFE Engagement Activities

Activities designed to address the behaviors and conditions that lead to workplace injuries in the workplace.

- Daily SAFE Brief Meetings (1x per day of service)
- Weekly SAFE Observations (1x weekly)
- Safety Incentive Program

Safe Activities	Target	Actual	Compliance (Goal=90%)
Daily SAFE Brief	32	32	100%
Weekly SAFE Observation	32	32	100%
Quarterly Safe Incentives	0	0	0%



# Look Ahead

---



## 3 Month Look Ahead

- (1) Boiler turn-off and HVAC-AC startup
- (2) Graduation Preparation
- (3) Spring Landscaping
- (4) Summer Projects
- (5) Summer Turnaround plans.

# Wrap Up and Next Steps

---



**NEXT QPR: June 2022**



Month / Year: Feb 28, 2022

Line	Budget Category	Account	(col 1)	(col 2)	(col 3)	(col 4)	(col 5)	(col 6)	(col 7)	(col 8)
			Original Budget	Revenues Allowed NJAC - 6A: 23A-13.3(d)	Original Budget For 10% Calc	Maximum Transfer Amount	YTD Net Transfers to / (from) 2/28/2022	% Change of Transfers YTD	Remaining Allowable Balance From	Remaining Allowable Balance To
			Data	Data	Col1+Col2	Col3 * .1	+ or - Data	Col5/Col3	Col4+Col5	Col4-Col5
03200	TOTAL REGULAR PROGRAMS - INSTRUCTION	11-1XX-100-XXX	28,710,894	210,941	28,921,835	2,892,184	(787,835)	-2.72%	2,104,348	3,680,019
10300	Total Special Education - Instruction, Total Basic Skills/Remedial - Instruct., Total Bilingual Education - Instruction, Total Undistributed Expend - Speech, OT,, Total Undist. Expend. - Other Supp. Serv	11-2XX-100-XXX 11-000-216, 217	18,239,592	14,683	18,254,275	1,825,428	(2,021,527)	-11.07%	(196,099)	3,846,954
15180	TOTAL VOCATIONAL PROGRAMS	11-3XX-100-XXX	0	0	0	0	0	0.00%	0	0
17100	Total School-Sponsored Co/Extra Curricul, Total School-Sponsored Athletics - Instr, Total Before/After School Programs, Total Summer School, Total Instructional Alternative Educatio, Total Other Supplemental/At-Risk Program, Total Other Alternative Education Progra, Total Other Instructional Programs - Ins	11-4XX-X00-XXX	1,166,183	25,539	1,191,722	119,172	0	0.00%	119,172	119,172
27100	Total Community Services Programs/Operat	11-800-330-XXX	0	0	0	0	0	0.00%	0	0
29180	Total Undistributed Expenditures - Instr	11-000-100-XXX	7,733,035	38,665	7,771,700	777,170	2,878,819	37.04%	3,655,989	(2,101,649)
29680	Total Undistributed Expenditures - Atten, Total Undistributed Expenditures - Health, Total Undist. Expend. - Guidance, Total Undist. Expend. - Child Study Team, Total Undist. Expend. - Edu. Media Serv.	11-000-211, 213, 218, 219, 222	5,412,826	25,311	5,438,137	543,814	175,498	3.23%	719,311	368,316
43200	Total Undist. Expend. - Improvement of I, Total Undist. Expend. - Instructional St	11-000-221, 223	852,861	15,835	868,696	86,870	30,983	3.57%	117,853	55,887
45300	Support Serv. - General Admin	11-000-230-XXX	1,608,249	17,922	1,626,171	162,617	0	0.00%	162,617	162,617
46160	Support Serv. - School Admin	11-000-240-XXX	3,786,555	22,450	3,809,005	380,901	48,600	1.28%	429,501	332,301
47200	Total Undist. Expend. - Central Services, Total Undist. Expend. - Admin. Info. Tec	11-000-25X-XXX	2,244,385	10,442	2,254,827	225,483	36,079	1.60%	261,562	189,404
51120	Total Undist. Expend. - Oper. & Maint. O	11-000-26X-XXX	7,925,806	268,486	8,194,292	819,429	42,749	0.52%	862,179	776,680
52480	Total Undist. Expend. - Student Transpor	11-000-270-XXX	7,918,446	95,800	8,014,246	801,425	(171,545)	-2.14%	629,880	972,970
71260	TOTAL PERSONNEL SERVICES -EMPLOYEE	11-XXX-XXX-2XX	15,287,538	51,270	15,338,808	1,533,881	(531,744)	-3.47%	1,002,137	2,065,625
72020	Total Undistributed Expenditures - Food	11-000-310-XXX	0	0	0	0	0	0.00%	0	0
72120	Transfer of Property Sale Proceeds Res., Transfer of Property Sale Proceeds CDL	11-000-520-934	0	0	0	0	0	0.00%	0	0
72160	Increase in Sale/Lease-back Reserve	10-605	0	0	0	0	0	0.00%	0	0
72180	Interest Earned on Maintenance Reserve	10-606	500	0	500	50	0	0.00%	50	50
72200	Increase in Maintenance Reserve	10-606	0	0	0	0	0	0.00%	0	0
72220	Increase in Current Expense Emergency Re	10-607	0	0	0	0	0	0.00%	0	0
72240	Interest Earned on Current Exp. Emergenc, Increase in Bus Adv. Res. for Fuel Costs, Increase in IMPACT Aid Reserve (General), Increase in IMPACT Aid Reserve (Capital)	10-607	0	0	0	0	0	0.00%	0	0
72260	TOTAL GENERAL CURRENT EXPENSE		100,886,870	797,345	101,684,215	10,168,422	(299,923)	-0.29%	9,868,499	10,468,344

Line	Budget Category	Account	(col 1)		(col 2)		(col 3)		(col 4)		(col 5)		(col 6)		(col 7)		(col 8)	
			Original Budget	Data	Revenues Allowed NJAC - 6A: 23A-13.3(d)	Data	Original Budget For 10% Calc	Col1+Col2	Col3 * .1	YTD Net Transfers to / (from) 2/28/2022	Col5/Col3	% Change of Transfers YTD	Remaining Allowable Balance From	Col4+Col5	Col4+Col5	Remaining Allowable Balance To	Col4-Col5	
75880	TOTAL EQUIPMENT	12-XXX-XXX-73X	770,000	801,192	801,192	1,571,192	157,119	299,923	19.09%	457,042	(142,804)							
76260	Total Facilities Acquisition and Constru	12-000-4XX-XXX	6,992,429	0	6,992,429	699,243	0	0.00%	699,243									
76320	Capital Reserve - Transfer to Capital Pr	12-000-4XX-931	0	0	0	0	0	0.00%	0									
76340	Capital Reserve - Transfer to Debt Servi	12-000-4XX-933	0	0	0	0	0	0.00%	0									
76360	Increase in Capital Reserve	10-604	0	0	0	0	0	0.00%	0									
76380 76385	Interest Deposit to Capital Reserve, IMPACT Aid Reserve (Cap) Tr to Cap Proj	10-604	100	0	0	100	10	0.00%	10									
76400	TOTAL CAPITAL OUTLAY		7,762,529	801,192	8,563,721	856,372	299,923	3.50%	1,156,295									
83080	TOTAL SPECIAL SCHOOLS	13-XXX-XXX-XXX	0	0	0	0	0	0.00%	0									
84000 84005	Transfer of Funds to Charter Schools, Transfer of Funds to Renaiss Schools	10-000-100-56X	639,128	0	639,128	63,913	0	0.00%	63,913									
84020	General Fund Contrib. to School-based Bu	10-000-520-930	0	0	0	0	0	0.00%	0									
84060	GENERAL FUND GRAND TOTAL		109,288,527	1,598,537	110,887,065	11,088,706	0	0.00%	11,088,706									

*[Handwritten Signature]*

School Business Administrator Signature

*[Handwritten Signature]*

Date



Start date 2/1/2022

End date 2/28/2022

03/30/22 10:57

TR#	Transfer Description	Amount	To Account	From Account
13756	02/02/22 Add'l funds-Independent Eval's	1,800.00	11-000-213-300-000-10 PURCH PROF & TECHN	11-000-100-566-000-10 TUITION TO PRIVATE SCHOO
13757	02/02/22 Trf for Roof Repair MS	2,400.00	11-000-261-420-000-07 CLEAN, REPAIR, MAINT MS	11-000-263-420-000-15 UE C&UG CLN, RPR, MNT SV
13758	02/02/22 Trf for Asbest & Floor Rep S3	10,500.00	11-000-261-420-000-03 CLEAN, REPAIR, MAINT #3	11-000-263-420-000-15 UE C&UG CLN, RPR, MNT SV
13759	02/02/22 Trf for Bayada nurses to EOY	30,000.00	11-000-213-300-000-02 PURCH PROF & TECHN SERVI	11-000-213-104-099-02 BUDGET - NURSE/MEDICAL A
		2,000.00	11-000-213-300-000-13 PURCH PROF & TECHN	11-000-213-104-099-02 BUDGET - NURSE/MEDICAL A
13760	02/03/22 Trf for CARI background B&A	200.00	61-990-320-800-921-00 WCD B&A OTHER PURCH	61-990-320-300-921-00 WCD B&A PUR PROF SVC
13762	02/04/22 Trf for HS Aud Stage Floor	101,000.00	11-000-261-420-000-08 CLEAN, REPAIR, MAINT HS	11-000-291-260-000-17 WORKER'S COMPENSATION
13763	02/07/22 Trf for Safety Grant Supplies	639.76	20-098-200-600-000-00 FY21 SAFETY GRT - SUPPLIES	20-098-200-500-000-00 FY21 SAFETY GRT - OTHER
13767	02/07/22 Paid fees for staff	590.95	20-098-200-600-000-00 FY21 SAFETY GRT - SUPPLIES	20-098-263-420-000-00 FY21 SFTY GRT - CLN REP MAIT
		17.00	11-190-100-610-160-08 GENERAL SUPPLIES	11-000-223-580-160-08 TRAVEL/WORKSHOPS
13769	02/09/22 Trf for Generator Repair Sch 6	5,000.00	11-000-261-420-000-06 CLEAN, REPAIR, MAINT #6	11-000-263-420-000-15 UE C&UG CLN, RPR, MNT SV
13877	02/09/22 Setup One Time Funding HS	11,819.00	20-297-200-300-012-00 SBYP HS 21-22 - PUR PROF OTF	- - - - -
		3,275.00	20-297-200-600-012-00 SBYP HS 21-22 - SUPPLIES OTF	- - - - -
		2,730.00	20-297-200-800-012-00 SBYP HS 21-22 - OTHER OTF	- - - - -
		30,800.00	20-297-400-730-012-00 SBYP HS 21-22 - EQUIPMENT	- - - - -
13878	02/09/22 Setup One Time Funding MS	1,877.00	20-298-200-600-012-07 SBYP MS 21-22 - SUPPLIES OTF	- - - - -
		2,730.00	20-298-200-800-012-07 SBYP MS 21-22 - OTHER OTF	- - - - -
		27,800.00	20-298-400-730-012-07 SBYP MS 21-22 - EQUIPMENT	- - - - -
13771	02/10/22 Pymt for officials & security	5,000.00	11-402-100-390-402-08 OTHER PURCH PROF & TECHN	11-402-100-420-402-08 CLEANING, REPAIR & MAINT
		4,900.00	11-402-100-390-402-08 OTHER PURCH PROF & TECHN	11-402-100-500-402-08 PURCHASED SERVICES
13772	02/10/22 Moving funds to Gen Supply	1,500.00	11-190-100-610-000-01 GENERAL SUPPLIES	11-000-213-600-000-01 SUPPLIES AND MATERIALS
		1,800.00	11-190-100-610-000-01 GENERAL SUPPLIES	11-000-222-500-000-01 OTHER PURCHASED SERVICES
		500.00	11-190-100-610-000-01 GENERAL SUPPLIES	11-190-100-580-000-01 TRAVEL/WORKSHOPS
		300.00	11-190-100-610-000-01 GENERAL SUPPLIES	11-204-100-610-000-01 GENERAL SUPPLIES
		100.00	11-190-100-610-000-01 GENERAL SUPPLIES	11-216-100-610-216-01 GENERAL SUPPLIES - PSD FT
13778	02/14/22 Prgm Renew & Cam for Elevators	11,500.00	11-000-252-500-000-21 OTHER PURCHASED SERVICES	11-190-100-610-000-20 GENERAL SUPPLIES
		9,966.66	12-000-266-730-000-05 SECURITY EQUIPMENT	11-190-100-610-000-20 GENERAL SUPPLIES
		9,966.67	12-000-266-730-000-06 SECURITY EQUIPMENT	11-190-100-610-000-20 GENERAL SUPPLIES
		9,966.67	12-000-266-730-000-08 NON INSTRUCT EQUIP SECUR	11-190-100-610-000-20 GENERAL SUPPLIES
13779	02/14/22 Bal Adm costs	11,500.00	11-190-100-610-000-17 GENERAL SUPPLIES	11-000-252-500-000-21 OTHER PURCHASED SERVICES



Start date 2/1/2022

End date 2/28/2022

03/30/22 10:57

TR#	Transfer Description	Amount	To Account	From Account
13782	02/14/22 Trf for Pest mgmt & med waste	400.00	11-000-261-420-000-03 CLEAN, REPAIR, MAINT #3	11-000-263-420-000-15 UE C&UG CLN, RPR, MNT SV
		400.00	11-000-261-420-000-04 CLEAN, REPAIR, MAINT #4	11-000-263-420-000-15 UE C&UG CLN, RPR, MNT SV
		400.00	11-000-261-420-000-07 CLEAN, REPAIR, MAINT MS	11-000-263-420-000-15 UE C&UG CLN, RPR, MNT SV
13790	02/15/22 PR 02/15/22 Transfr Extra pays	249.83	11-110-100-101-000-01 KINDERGARTEN, EXTRA	- - - - -
		499.99	11-110-100-101-000-04 KINDERGARTEN, EXTRA	- - - - -
		949.96	11-120-100-101-000-01 GRADES 1-5, EXTRA	- - - - -
		1,499.95	11-120-100-101-000-02 GRADES 1-5, EXTRA	- - - - -
		2,625.00	11-120-100-101-000-03 GRADES 1-5, EXTRA	- - - - -
		900.00	11-120-100-101-000-04 GRADES 1-5, EXTRA	- - - - -
		550.00	11-120-100-101-000-05 GRADES 1-5, EXTRA	- - - - -
		1,500.00	11-130-100-101-000-05 GRADE 6, EXTRA	- - - - -
		100.00	11-130-100-101-000-06 GRADE 6, EXTRA	- - - - -
		1,018.25	11-130-100-101-000-98 MIDDLE SCHOOL - OTHER	- - - - -
		1,199.79	- - - - -	11-190-100-320-000-01 PURCHASED PROF-EDUCA
		1,499.95	- - - - -	11-190-100-320-000-02 PURCHASED PROF-EDUCA
		2,625.00	- - - - -	11-190-100-320-000-03 PURCHASED PROF-EDUCA
		1,399.99	- - - - -	11-190-100-320-000-04 PURCHASED PROF-EDUCA
		2,050.00	- - - - -	11-190-100-320-000-05 PURCHASED PROF-EDUCA
		100.00	- - - - -	11-190-100-320-000-06 PURCHASED PROF-EDUCA
		1,018.25	- - - - -	11-190-100-320-000-07 PURCHASED PROFESSIONALE
13791	02/15/22 Cvr reparis to Sch 3 Boiler	6,800.00	11-000-261-420-000-03 CLEAN, REPAIR, MAINT #3	11-000-263-420-000-15 UE C&UG CLN, RPR, MNT SV
13802	02/16/22 To purch mini -Insur to refund	110,000.00	12-000-270-734-000-16 SCHOOL BUSES-SPECIAL	11-000-291-270-000-17 HEALTH BENEFITS
13809	02/23/22 Shortfall	100,000.00	11-000-270-518-000-16 CONTR SERV (SP ED)-ESC &	11-000-270-517-000-16 CONTR SERV (REG) - ESC &
13816	02/23/22 Ch 192/193 Adjustments	760.00	20-507-100-320-000-00 192-193 NP INIT EX-ANNL	- - - - -
13840	02/24/22 Trf Title IV Carryover 21-22	101.00	20-285-100-600-000-75 TITLE IV - 21-22 - SUPPLIES NP	- - - - -
		4,906.00	20-285-200-300-000-00 TTL IV - 21-22 - PURC PROF TEC	- - - - -
		4,600.00	20-285-200-500-000-00 TTL IV - 21-22 - OTHER PUR SRV	- - - - -

TR#	Transfer Description	Amount	To Account	From Account
13840	02/24/22 Trf Title IV Carryover 21-22	1,678.80	- - - - -	20-284-100-600-000-00 TITLE IV 20-21 - SUPPLIES
		15.39	- - - - -	20-284-100-600-000-75 TTL IV 20-21 - SUPPLIES NP
		2,950.00	- - - - -	20-284-200-100-000-00 TTL IV 20-21 - SALARIES
		921.20	- - - - -	20-284-200-500-000-00 TTL IV 20-21 - OTHER PURCH
		4,006.00	- - - - -	20-285-100-300-000-00 TITLE IV - 21-22 - PURCH PROF
		35.61	- - - - -	20-285-100-600-000-00 TITLE IV - 21-22 - SUPPLIES
13841	02/24/22 Trf TTL II Carryover 21-22	24,389.71	20-272-100-600-000-00	TITLE II 21-22 - SUPPLIES
		45,435.00	20-272-200-100-000-00	TITLE II 21-22 - SUPPORT SALAR
		2,677.00	20-272-200-200-000-00	TITLE II 21-22 - EMPLOY BEN
		45,565.00	20-272-200-300-000-00	TITLE II 21-22 - PURCH PROF
		4,700.00	20-272-200-500-000-00	TITLE II 21-22 - OTHER PURCH
		17,828.00	20-272-200-600-000-00	TITLE II 21-22 - SUPPLIES
		915.00	20-272-200-600-000-75	TITLE II 2021-22 - SUPPLIES NP
		6,500.00	20-272-400-732-000-00	TITLE II 2021-22 - EQUIPMENT
		2,000.00	- - - - -	20-271-100-300-000-00 TTL II 20-21 - PURCH PROF & TE
		15.00	- - - - -	20-271-200-300-000-00 TTL II 20-21 - PURCH PROF & TE
		47,643.00	- - - - -	20-271-200-600-000-00 TTL II 20-21 - SUPPLIES
		50.17	- - - - -	20-271-200-600-000-75 TTL II 20-21 - SUPPLIES NP
		301.54	- - - - -	20-271-200-600-010-00 TTL II 20-21 - SUPPLIES PA
		98,000.00	- - - - -	20-272-100-300-000-00 TITLE II 21-22 - PURCH PROF
13842	02/24/22 Trf TTL III carryover 21-22	4,858.00	20-241-100-100-000-00	TITLE III IMMG SALARIES 18-19
		2,000.00	20-241-100-300-000-00	TITLE III 21-22 - PURCH PROF
		7,989.08	20-241-100-600-000-00	TITLE III 21-22 SUPPLIES
		142.00	20-241-200-200-000-00	TITLE III 21-22 - EMPL BEN
		3,000.00	- - - - -	20-241-200-100-000-00 TITLE III 21-22 - SALARIES
		3,500.00	- - - - -	20-241-200-300-000-00 TITLE III 21-22 - PUR PROF
		255.00	- - - - -	20-241-200-600-000-00 TITLE III 21-22 - SUPPLIES
		2,000.00	- - - - -	20-244-100-300-000-00 TTL III 20-21 - PUR PROF & TEC
		4.08	- - - - -	20-244-100-600-000-00 TITLE III 20-21 SUPPLIES
		3,000.00	- - - - -	20-244-200-100-000-00 TTL III 20-21 - SALARIES
		230.00	- - - - -	20-244-200-200-000-00 TTL III 20-21 - EMPLOYEE BEN

Start date 2/1/2022

End date 2/28/2022

03/30/22 10:57

TR#	Transfer Description	Amount	To Account	From Account
13842	02/24/22 Trf TTL III carryover 21-22	2,000.00	- - - - -	20-244-200-300-000-00 TTL III 20-21 - PUR PROF & TEC
13886	02/24/22 Setup TTL I 21-22 Carryover	1,000.00	- - - - -	20-244-200-600-000-00 TTL III 20-21 - SUPPLIES
		124.25	20-239-100-100-000-01	TITLE I - 21-22 - SALARIES
		124.25	20-239-100-100-000-02	TITLE I - 21-22 - SALARIES
		5,689.25	20-239-100-100-000-03	TITLE I - 21-22 - SALARIES
		10,763.25	20-239-100-100-000-04	TITLE I - 21-22 - SALARIES
		20,114.25	20-239-100-100-000-05	TITLE I - 21-22 - SALARIES
		24,210.67	20-239-100-100-000-06	TITLE I - 21-22 - SALARIES
		22,614.25	20-239-100-100-000-08	TITLE I - 21-22 - SALARIES
		31,800.45	20-239-100-600-000-01	TTL I 21-22 - SUPPLIES & MATER
		20,796.00	20-239-100-600-000-02	TTL I 21-22 - SUPPLIES & MATER
		17,160.88	20-239-100-600-000-03	TTL I 21-22 - SUPPLIES & MATER
		1,723.25	20-239-100-600-000-04	TTL I 21-22 - SUPPLIES & MATER
		1,215.25	20-239-100-600-000-05	TTL I 21-22 - SUPPLIES & MATER
		7,629.33	20-239-100-600-000-06	TTL I 21-22 - SUPPLIES & MATER
		46,353.25	20-239-100-600-000-07	TTL I 21-22 - SUPPLIES & MATER
		14,613.25	20-239-100-600-000-08	TTL I 21-22 - SUPPLIES & MATER
		250.00	20-239-100-600-000-75	TTL I 21-22 - SUPP & MATER NP
		398.00	20-239-200-200-000-00	TTL I 21-22 - EMPL BENEFITS
		10,138.00	20-239-200-600-003-00	TITLE I - 21-22 - SUPPLIES PI
		63.00	20-239-200-600-003-75	TITLE I-21-22 - SUPPL PI NP
		10,000.00	20-239-400-731-000-01	TITLE I - 21-22 - EQUIPMENT
		20,000.00	20-239-400-731-000-02	TITLE I - 21-22 - EQUIPMENT
		30,000.00	20-239-400-731-000-07	TITLE I - 21-22 - EQUIPMENT
		10,047.97	- - - - -	20-237-100-100-020-01 TTL I 20-21 - SALARIES - ESD
		6,374.08	- - - - -	20-237-100-100-020-02 TTL I 20-21 - SALARIES - ESD
		4,073.26	- - - - -	20-237-100-100-020-03 TTL I 20-21 - SALARIES - ESD
		3,918.58	- - - - -	20-237-100-100-020-05 TTL I 20-21 - SALARIES - ESD
		1,348.33	- - - - -	20-237-100-100-020-06 TTL I 20-21 - SALARIES - ESD
		4,050.00	- - - - -	20-237-100-300-000-01 TITLE I 20-21 PUR PROF
		4,979.13	- - - - -	20-237-100-300-000-02 TITLE I 20-21 PUR PROF



Start date 2/1/2022

End date 2/28/2022

03/30/22 10:57

TR#	Transfer Description	Amount	To Account	From Account
13886	02/24/22 Setup TTL I 21-22 Carryover	5,265.00	- - - -	20-237-100-300-000-04 TITLE I 20-21 PUR PROF
		4,351.59	- - - -	20-237-100-300-000-05 TITLE I 20-21 PUR PROF
		4,866.75	- - - -	20-237-100-300-000-06 TITLE I 20-21 PUR PROF
		3,375.00	- - - -	20-237-100-300-000-08 TITLE I 20-21 PUR PROF
		2,202.15	- - - -	20-237-100-600-000-01 TITLE I 20-21 SUPPLIES
		8,715.05	- - - -	20-237-100-600-000-02 TITLE I 20-21 SUPPLIES
		2,849.62	- - - -	20-237-100-600-000-03 TITLE I 20-21 SUPPLIES
		2,377.59	- - - -	20-237-100-600-000-04 TITLE I 20-21 SUPPLIES
		135.43	- - - -	20-237-100-600-000-05 TITLE I 20-21 SUPPLIES
		336.04	- - - -	20-237-100-600-000-06 TITLE I 20-21 SUPPLIES
		31.00	- - - -	20-237-100-600-000-07 TITLE I 20-21 SUPPLIES
		2,075.66	- - - -	20-237-100-600-000-08 TITLE I 20-21 SUPPLIES
		2,127.85	- - - -	20-237-100-600-000-75 TTL I 20-21 SUPPLIES NP
		4,781.00	- - - -	20-237-200-600-003-00 TITLE I 20-21 SUPP - PAR RES
		37.00	- - - -	20-237-200-600-003-75 TITLE I 20-21 SUPP- PAR RES NP
		50,376.75	- - - -	20-239-100-100-000-07 TITLE I - 21-22 - SALARIES
		23,338.12	- - - -	20-239-100-300-000-01 TTL I 21-22 - PURCH PROF & TEC
		24,171.75	- - - -	20-239-100-300-000-02 TTL I 21-22 - PURCH PROF & TEC
		1,346.63	- - - -	20-239-100-300-000-03 TTL I 21-22 - PURCH PROF & TEC
		24,043.50	- - - -	20-239-100-300-000-06 TTL I 21-22 - PURCH PROF & TEC
		43,510.00	- - - -	20-239-100-300-000-08 TTL I 21-22 - PURCH PROF & TEC
		50,676.00	- - - -	20-239-200-100-000-00 TITLE I - 21-22 - PROG DIR SAL
13887	02/24/22 Cancel TTL I Reallocation	38.79	- - - -	20-238-100-600-000-75 TTL I REALL 20-21- SUPPLIES NP
13813	02/25/22 Trf for Supplies & Dues B&A	2,000.00	61-990-320-600-921-00	WCD B&A PUR PROF SVC
		400.00	61-990-320-800-921-00	WCD B&A PUR PROF SVC
13819	02/25/22 Short Fall	12,000.00	11-000-270-350-000-16	CONTR SERV (REG) - ESC &
13822	02/28/22 Renewal Fees	3,275.78	11-190-100-340-000-08	GENERAL SUPPLIES
13827	02/28/22 PR 02/28/22 Transfr Extra Pays	249.99	11-110-100-101-000-01	
		700.00	11-110-100-101-000-02	
		300.00	11-120-100-101-000-01	

Start date 2/1/2022

End date 2/28/2022

03/30/22 10:57

TR#	Transfer Description	Amount	To Account	From Account
13827	02/28/22 PR 02/28/22 Transfr Extra Pays	399.96	11-120-100-101-000-02 GRADES 1-5, EXTRA	- - - -
		75.00	11-120-100-101-000-03 GRADES 1-5, EXTRA	- - - -
		400.00	11-120-100-101-000-04 GRADES 1-5, EXTRA	- - - -
		250.00	11-120-100-101-000-05 GRADES 1-5, EXTRA	- - - -
		50.00	11-130-100-101-000-05 GRADE 6, EXTRA	- - - -
		175.00	11-130-100-101-000-06 GRADE 6, EXTRA	- - - -
		1,555.40	11-130-100-101-000-98 MIDDLE SCHOOL - OTHER	- - - -
		549.99	- - - -	11-190-100-320-000-01 PURCHASED PROF-EDUCA
		1,099.96	- - - -	11-190-100-320-000-02 PURCHASED PROF-EDUCA
		75.00	- - - -	11-190-100-320-000-03 PURCHASED PROF-EDUCA
		400.00	- - - -	11-190-100-320-000-04 PURCHASED PROF-EDUCA
		300.00	- - - -	11-190-100-320-000-05 PURCHASED PROF-EDUCA
		175.00	- - - -	11-190-100-320-000-06 PURCHASED PROF-EDUCA
		1,555.40	- - - -	11-190-100-320-000-07 PURCHASED PROFESSIONAL-E
13830	02/28/22 Trf for Elevator Inspect MS, 6	400.00	11-000-261-420-000-06 CLEAN, REPAIR, MAINT #6	UE C&UG CLN, RPR, MNT SV
		400.00	11-000-261-420-000-07 CLEAN, REPAIR, MAINT MS	UE C&UG CLN, RPR, MNT SV
		<b>1,504,323.18</b>	<b>Report Total</b>	

Starting date 7/1/2021 Ending date 2/28/2022 Fund: 10 GENERAL FUND

Assets and Resources

Assets:

101	Cash in bank		\$21,096,001.62
102 - 106	Cash Equivalents		\$0.00
111	Investments		\$0.00
116	Capital Reserve Account		\$10,182,897.69
117	Maintenance Reserve Account		\$4,379,242.88
118	Emergency Reserve Account		\$0.00
121	Tax levy Receivable		\$25,788,983.00

Accounts Receivable:

132	Interfund	\$13,820.56	
141	Intergovernmental - State	\$18,622,077.16	
142	Intergovernmental - Federal	\$0.00	
143	Intergovernmental - Other	\$0.00	
153, 154	Other (net of estimated uncollectable of \$_____)	\$1,433,386.62	\$20,069,284.34

Loans Receivable:

131	Interfund	\$0.00	
151, 152	Other (Net of estimated uncollectable of \$_____)	\$0.00	\$0.00

Other Current Assets

\$0.00

Resources:

301	Estimated revenues	\$99,103,834.00	
302	Less revenues	(\$99,270,319.97)	(\$166,485.97)

**Total assets and resources**

**\$81,349,923.56**



Starting date 7/1/2021 Ending date 2/28/2022 Fund: 10 GENERAL FUND

Liabilities and Fund Equity

Liabilities:

411	Intergovernmental accounts payable - state		\$0.00
421	Accounts payable		\$364,236.05
431	Contracts payable		\$0.00
451	Loans payable		\$0.00
481	Deferred revenues		\$0.00
	Other current liabilities		\$6,571.01
	<b>Total liabilities</b>		<b>\$370,807.06</b>

Fund Balance:

Appropriated:

753,754	Reserve for encumbrances		\$36,513,409.53
761	Capital reserve account - July	\$10,182,897.69	
604	Add: Increase in capital reserve	\$0.00	
307	Less: Bud. w/d cap. reserve eligible costs	\$0.00	
309	Less: Bud. w/d cap. reserve excess costs	\$0.00	\$10,182,897.69
764	Maintenance reserve account - July	\$4,379,242.88	
606	Add: Increase in maintenance reserve	\$0.00	
310	Less: Bud. w/d from maintenance reserve	\$0.00	\$4,379,242.88
766	Reserve for Cur. Exp. Emergencies - July	\$0.00	
607	Add: Increase in cur. exp. emer. reserve	\$0.00	
312	Less: Bud. w/d from cur. exp. emer. reserve	\$0.00	\$0.00
762	Adult education programs		\$0.00
750-752,76x	Other reserves		\$0.00
601	Appropriations	\$110,887,064.56	
602	Less: Expenditures	(\$55,141,400.88)	
	Less: Encumbrances	(\$36,513,409.53)	(\$91,654,810.41)
	Total appropriated		\$70,307,804.25
	Unappropriated:		
770	Fund balance, July 1		\$10,671,312.25
771	Designated fund balance		\$0.00
303	Budgeted fund balance		\$0.00
	Total fund balance		\$80,979,116.50
	<b>Total liabilities and fund equity</b>		<b><u>\$81,349,923.56</u></b>

Starting date 7/1/2021 Ending date 2/28/2022 Fund: 10 GENERAL FUND

Recapitulation of Budgeted Fund Balance:

	<u>Budgeted</u>	<u>Actual</u>	<u>Variance</u>
Appropriations	\$110,887,064.56	\$91,654,810.41	\$19,232,254.15
Revenues	(\$99,103,834.00)	(\$99,270,319.97)	\$166,485.97
Subtotal	<u>\$11,783,230.56</u>	<u>(\$7,615,509.56)</u>	<u>\$19,398,740.12</u>
Change in capital reserve account:			
Plus - Increase in reserve	\$0.00	\$0.00	\$0.00
Less - Withdrawal from reserve	\$0.00	\$0.00	\$0.00
Subtotal	<u>\$11,783,230.56</u>	<u>(\$7,615,509.56)</u>	<u>\$19,398,740.12</u>
Change in maintenance reserve account:			
Plus - Increase in reserve	\$0.00	\$0.00	\$0.00
Less - Withdrawal from reserve	\$0.00	\$0.00	\$0.00
Subtotal	<u>\$11,783,230.56</u>	<u>(\$7,615,509.56)</u>	<u>\$19,398,740.12</u>
Change in emergency reserve account:			
Plus - Increase in reserve	\$0.00	\$0.00	\$0.00
Less - Withdrawal from reserve	\$0.00	\$0.00	\$0.00
Subtotal	<u>\$11,783,230.56</u>	<u>(\$7,615,509.56)</u>	<u>\$19,398,740.12</u>
Less: Adjustment for prior year	(\$11,783,230.56)	(\$11,783,230.56)	\$0.00
Budgeted fund balance	<u>\$0.00</u>	<u>(\$19,398,740.12)</u>	<u>\$19,398,740.12</u>

Prepared and submitted by :

  
Board Secretary

  
Date



Starting date 7/1/2021 Ending date 2/28/2022 Fund: 10 GENERAL FUND

Revenues:		Org Budget	Transfers	Budget Est	Actual	Over/Under	Unrealized
00370	SUBTOTAL – Revenues from Local Sources	54,364,508	0	54,364,508	54,693,592		(329,084)
00520	SUBTOTAL – Revenues from State Sources	44,494,923	0	44,494,923	44,494,923		0
00570	SUBTOTAL – Revenues from Federal Sources	244,403	0	244,403	81,805	Under	162,598
	<b>Total</b>	<b>99,103,834</b>	<b>0</b>	<b>99,103,834</b>	<b>99,270,320</b>		<b>(166,486)</b>
Expenditures:		Org Budget	Transfers	Adj Budget	Expended	Encumber	Available
03200	TOTAL REGULAR PROGRAMS - INSTRUCTION	28,710,894	(576,894)	28,134,000	15,727,960	10,269,810	2,136,230
10300	Total Special Education - Instruction	10,987,815	(70,087)	10,917,729	5,720,512	3,776,331	1,420,886
11160	Total Basic Skills/Remedial – Instruct.	490,833	14,289	505,122	258,190	246,336	596
12160	Total Bilingual Education – Instruction	322,177	12,997	335,174	198,770	136,299	105
17100	Total School-Sponsored Co/Extra Curricul	349,500	0	349,500	147,485	153,830	48,185
17600	Total School-Sponsored Athletics – Instr	816,683	25,539	842,222	451,969	346,321	43,932
29180	Total Undistributed Expenditures - Instr	7,733,035	2,917,484	10,650,519	5,122,449	4,988,690	539,379
29680	Total Undistributed Expenditures – Atten	106,850	(3,500)	103,350	39,668	22,382	41,300
30620	Total Undistributed Expenditures – Healt	852,335	9,719	862,054	486,755	339,940	35,359
40580	Total Undistributed Expend – Speech, OT,	2,070,950	(135,203)	1,935,747	1,090,748	681,357	163,642
41080	Total Undist. Expend. – Other Supp. Serv	4,367,817	(1,828,840)	2,538,977	776,674	24,173	1,738,130
41660	Total Undist. Expend. – Guidance	1,198,597	125,145	1,323,742	792,417	517,426	13,899
42200	Total Undist. Expend. – Child Study Team	2,781,531	(19,584)	2,761,948	1,731,215	976,103	54,630
43200	Total Undist. Expend. – Improvement of I	768,361	76,835	845,196	514,442	274,721	56,033
43620	Total Undist. Expend. – Edu. Media Serv.	473,513	89,028	562,541	317,729	238,106	6,706
44180	Total Undist. Expend. – Instructional St	84,500	(30,017)	54,483	6,348	4,428	43,708
45300	Support Serv. - General Admin	1,608,249	17,922	1,626,171	650,716	174,008	801,447
46160	Support Serv. - School Admin	3,786,555	71,050	3,857,605	2,419,776	1,365,698	72,131
47200	Total Undist. Expend. – Central Services	1,447,337	4,002	1,451,339	733,376	450,336	267,627
47620	Total Undist. Expend. – Admin. Info. Tec	797,048	42,519	839,567	458,466	275,605	105,496
51120	Total Undist. Expend. – Oper. & Maint. O	7,925,806	311,235	8,237,041	5,062,177	1,937,534	1,237,330
52480	Total Undist. Expend. – Student Transpor	7,918,446	(75,745)	7,842,701	3,746,403	1,760,822	2,335,476
71260	TOTAL PERSONNEL SERVICES –EMPLOYEE	15,287,538	(480,474)	14,807,064	7,460,710	5,728,238	1,618,116
72180	Interest Earned on Maintenance Reserve	500	0	500	0	0	500
75880	TOTAL EQUIPMENT	770,000	1,101,115	1,871,115	759,881	1,047,368	63,866
76260	Total Facilities Acquisition and Constru	6,992,429	0	6,992,429	80,726	549,089	6,362,614
76380	Interest Deposit to Capital Reserve	100	0	100	0	0	100
84000	Transfer of Funds to Charter Schools	639,128	0	639,128	385,840	228,459	24,829
	<b>Total</b>	<b>109,288,527</b>	<b>1,598,537</b>	<b>110,887,065</b>	<b>55,141,401</b>	<b>36,513,410</b>	<b>19,232,254</b>

Starting date 7/1/2021 Ending date 2/28/2022 Fund: 10 GENERAL FUND

Revenues:			Org Budget	Transfers	Budget Est	Actual	Over/Under	Unrealized
00100	10-1210	Local Tax Levy	51,577,965	0	51,577,965	51,577,965		0
00150	10-1320	Tuition from LEAs Within State	2,705,943	0	2,705,943	2,705,943		0
00170	10-1340	Tuition from Other Sources	0	0	0	77,495		(77,495)
00250	10-14[2-4]0	Transportation Fees from Other LEAs	0	0	0	31,058		(31,058)
00260	10-1910	Rents and Royalties	10,000	0	10,000	150	Under	9,850
00300	10-1__	Unrestricted Miscellaneous Revenues	70,600	0	70,600	300,981		(230,381)
00420	10-3121	Categorical Transportation Aid	1,156,164	0	1,156,164	1,156,164		0
00430	10-3131	Extraordinary Aid	200,000	0	200,000	200,000		0
00440	10-3132	Categorical Special Education Aid	3,528,089	0	3,528,089	3,528,089		0
00460	10-3176	Equalization Aid	38,221,252	0	38,221,252	38,221,252		0
00470	10-3177	Categorical Security Aid	1,389,418	0	1,389,418	1,389,418		0
00500	10-3__	Other State Aids	0	0	0	0		0
00540	10-4200	Medicaid Reimbursement	244,403	0	244,403	81,805	Under	162,598
<b>Total</b>			<b>99,103,834</b>	<b>0</b>	<b>99,103,834</b>	<b>99,270,320</b>		<b>(166,486)</b>

Expenditures:			Org Budget	Transfers	Adj Budget	Expended	Encumber	Available
02040	11-105-100-935	Local Contribution – Transfer to Special	695,261	0	695,261	695,261	0	0
02080	11-110-__-101	Kindergarten – Salaries of Teachers	1,284,413	(82,932)	1,201,481	698,130	503,318	33
02100	11-120-__-101	Grades 1-5 – Salaries of Teachers	10,028,948	(139,795)	9,889,153	5,918,584	3,969,951	619
02120	11-130-__-101	Grades 6-8 – Salaries of Teachers	5,704,183	50,841	5,755,024	3,367,361	2,387,663	0
02140	11-140-__-101	Grades 9-12 – Salaries of Teachers	7,592,003	(105,983)	7,486,020	4,365,911	3,083,893	36,216
02500	11-150-100-101	Salaries of Teachers	10,000	0	10,000	1,465	8,535	0
02540	11-150-100-320	Purchased Professional – Educational Ser	10,000	(3,000)	7,000	0	0	7,000
03000	11-190-1__-106	Other Salaries for Instruction	13,000	0	13,000	3,902	9,098	0
03020	11-190-1__-320	Purchased Professional – Educational Ser	1,033,480	(32,889)	1,000,591	47,967	2,877	949,747
03040	11-190-1__-340	Purchased Technical Services	181,700	18,284	199,984	6,628	9,792	183,564
03060	11-190-1__[4-5]	Other Purchased Services (400-500 series	174,838	(1,171)	173,667	79,549	39,833	54,285
03080	11-190-1__-610	General Supplies	1,411,828	(195,382)	1,216,446	353,226	148,471	714,749
03100	11-190-1__-640	Textbooks	564,661	(85,487)	479,174	188,139	106,353	184,682
03120	11-190-1__-8__	Other Objects	6,580	620	7,200	1,837	28	5,335
04500	11-204-100-101	Salaries of Teachers	1,336,604	92,775	1,429,380	844,321	585,059	0
04540	11-204-100-320	Purchased Professional-Educational Servi	408,800	(48,600)	360,200	115,979	0	244,222
04600	11-204-100-610	General Supplies	4,700	(20)	4,680	1,121	2,292	1,267
06000	11-209-100-101	Salaries of Teachers	327,256	(16,111)	311,145	163,389	147,756	0
06040	11-209-100-320	Purchased Professional-Educational Servi	121,500	0	121,500	29,953	0	91,547
06100	11-209-100-610	General Supplies	800	198	998	556	240	202
06500	11-212-100-101	Salaries of Teachers	983,174	203,249	1,186,423	676,904	509,519	0
06540	11-212-100-320	Purchased Professional-Educational Servi	218,700	24,300	243,000	53,919	0	189,081
06600	11-212-100-610	General Supplies	17,999	277	18,276	13,340	2,628	2,309
07000	11-213-100-101	Salaries of Teachers	5,943,353	(345,890)	5,597,463	3,257,851	2,261,174	78,439
07040	11-213-100-320	Purchased Professional-Educational Servi	704,700	0	704,700	145,230	0	559,470
07100	11-213-100-610	General Supplies	32,880	(165)	32,715	19,750	1,650	11,315



Starting date 7/1/2021 Ending date 2/28/2022 Fund: 10 GENERAL FUND

Expenditures:			Org Budget	Transfers	Adj Budget	Expended	Encumber	Available
08500	11-216-100-101	Salaries of Teachers	558,949	0	558,949	316,675	242,274	0
08540	11-216-100-320	Purchased Professional-Educational Servi	243,000	0	243,000	58,944	0	184,056
08600	11-216-100-6__	General Supplies	3,900	(100)	3,800	3,051	61	688
09260	11-219-100-101	Salaries of Teachers	30,000	0	30,000	6,322	23,678	0
09300	11-219-100-320	Purchased Professional-Educational Servi	51,500	20,000	71,500	13,209	0	58,291
11000	11-230-100-101	Salaries of Teachers	490,237	14,289	504,526	258,190	246,336	0
11100	11-230-100-610	General Supplies	596	0	596	0	0	596
12000	11-240-100-101	Salaries of Teachers	321,877	12,997	334,874	198,575	136,299	0
12100	11-240-100-610	General Supplies	300	0	300	195	0	105
17000	11-401-100-1__	Salaries	294,000	0	294,000	143,380	150,620	0
17020	11-401-100-[3-5]	Purchased Services (300-500 series)	38,000	0	38,000	4,105	3,210	30,685
17040	11-401-100-6__	Supplies and Materials	15,000	0	15,000	0	0	15,000
17060	11-401-100-8__	Other Objects	2,500	0	2,500	0	0	2,500
17500	11-402-100-1__	Salaries	582,583	0	582,583	281,700	300,883	0
17520	11-402-100-[3-5]	Purchased Services (300-500 series)	90,000	16,670	106,670	71,147	17,032	18,491
17540	11-402-100-6__	Supplies and Materials	115,600	8,869	124,469	78,318	25,287	20,863
17560	11-402-100-8__	Other Objects	28,500	0	28,500	20,803	3,119	4,578
29000	11-000-100-561	Tuition to Other LEAs within the State -	559,776	(244,597)	315,179	100,761	133,037	81,381
29020	11-000-100-562	Tuition to Other LEAs within the State -	263,824	281,203	545,027	277,075	246,376	21,576
29040	11-000-100-563	Tuition to County Voc. School District-R	1,222,306	0	1,222,306	610,065	607,765	4,477
29080	11-000-100-565	Tuition to CSSD & Regular Day Schools	834,461	386,121	1,220,582	217,892	1,002,074	616
29100	11-000-100-566	Tuition to Priv. School for the Disabled	4,563,679	2,494,758	7,058,437	3,817,657	2,959,567	281,213
29140	11-000-100-568	Tuition – State Facilities	39,872	0	39,872	0	39,872	0
29160	11-000-100-569	Tuition – Other	249,117	0	249,117	99,000	0	150,117
29500	11-000-211-1__	Salaries	61,850	0	61,850	39,468	22,382	0
29660	11-000-211-8__	Other Objects	45,000	(3,500)	41,500	200	0	41,300
30500	11-000-213-1__	Salaries	772,202	(31,220)	740,982	430,501	310,481	0
30540	11-000-213-3__	Purchased Professional and Technical Ser	56,833	40,300	97,133	41,711	23,955	31,467
30560	11-000-213-[4-5]	Other Purchased Services (400-500 series)	400	0	400	0	0	400
30580	11-000-213-6__	Supplies and Materials	22,900	639	23,539	14,542	5,504	3,493
40500	11-000-216-1__	Salaries	1,614,831	18,690	1,633,521	962,015	671,506	0
40520	11-000-216-320	Purchased Professional – Educational Ser	455,119	(153,893)	301,226	128,552	9,850	162,823
40540	11-000-216-6__	Supplies and Materials	1,000	0	1,000	181	0	819
41020	11-000-217-320	Purchased Professional – Educational Ser	4,367,817	(1,828,840)	2,538,977	776,674	24,173	1,738,130
41500	11-000-218-104	Salaries of Other Professional Staff	1,035,985	119,528	1,155,513	691,442	464,071	0
41520	11-000-218-105	Salaries of Secretarial and Clerical Ass	137,642	5,617	143,259	95,429	47,830	0
41580	11-000-218-390	Other Purchased Professional & Technical	9,000	0	9,000	0	4,152	4,848
41600	11-000-218-[4-5]	Other Purchased Services (400-500 series)	5,570	0	5,570	1,732	866	2,973
41620	11-000-218-6__	Supplies and Materials	7,400	0	7,400	3,179	508	3,713
41640	11-000-218-8__	Other Objects	3,000	0	3,000	635	0	2,365
42000	11-000-219-104	Salaries of Other Professional Staff	2,377,365	(30,811)	2,346,554	1,480,497	866,057	0



Starting date 7/1/2021 Ending date 2/28/2022 Fund: 10 GENERAL FUND

Expenditures:			Org Budget	Transfers	Adj Budget	Expended	Encumber	Available
42020	11-000-219-105	Salaries of Secretarial and Clerical Ass	311,805	474	312,279	208,186	104,093	0
42100	11-000-219-[4-5]	Other Purchased Services (400-500 series	30,000	0	30,000	1,191	400	28,409
42140	11-000-219-592	Misc. Purch. Svc. (400-500 series O/than	11,336	0	11,336	3,463	1,732	6,141
42160	11-000-219-6__	Supplies and Materials	51,025	10,753	61,778	37,877	3,821	20,080
43000	11-000-221-102	Salaries of Supervisor of Instruction	485,130	0	485,130	309,470	175,660	0
43020	11-000-221-104	Salaries of Other Professional Staff	100	0	100	0	100	0
43040	11-000-221-105	Salaries of Secretarial & Clerical Assis	64,533	0	64,533	43,021	21,512	0
43060	11-000-221-110	Other Salaries	12,000	60,000	72,000	492	71,508	0
43100	11-000-221-320	Purchased Prof. – Educational Services	20,000	1,500	21,500	14,493	1,500	5,507
43120	11-000-221-390	Other Purch. Professional & Technical Se	165,000	8,909	173,909	135,100	159	38,650
43140	11-000-221-[4-5]	Other Purch. Services (400-500 series)	10,598	1,000	11,598	3,905	4,281	3,411
43160	11-000-221-6__	Supplies and Materials	6,720	5,426	12,146	5,426	0	6,720
43180	11-000-221-8__	Other Objects	4,280	0	4,280	2,535	0	1,745
43500	11-000-222-1__	Salaries	301,009	235,169	536,178	303,052	233,126	0
43540	11-000-222-3__	Purchased Professional and Technical Ser	145,800	(145,800)	0	0	0	0
43560	11-000-222-[4-5]	Other Purchased Services (400-500 series	9,554	1,892	11,446	4,797	2,399	4,250
43580	11-000-222-6__	Supplies and Materials	17,150	(2,233)	14,917	9,880	2,582	2,456
44060	11-000-223-110	Other Salaries	40,000	(30,000)	10,000	5,963	4,038	0
44080	11-000-223-320	Purchased Professional – Educational Ser	40,000	0	40,000	0	0	40,000
44120	11-000-223-[4-5]	Other Purch. Services (400-500 series)	4,500	(17)	4,483	385	390	3,708
45000	11-000-230-1__	Salaries	327,717	600	328,317	218,878	109,439	0
45040	11-000-230-331	Legal Services	200,000	0	200,000	131,399	0	68,601
45060	11-000-230-332	Audit Fees	80,000	0	80,000	49,500	0	30,500
45080	11-000-230-334	Architectural/Engineering Services	80,000	10,456	90,456	10,544	53,686	26,225
45100	11-000-230-339	Other Purchased Professional Services	23,400	0	23,400	4,290	0	19,110
45140	11-000-230-530	Communications/Telephone	501,232	5,116	506,348	146,733	5,863	353,752
45160	11-000-230-585	BOE Other Purchased Services	12,500	0	12,500	1,199	1,220	10,081
45180	11-000-230-590	Misc Purch Services (400-500 series, O/T	102,900	1,750	104,650	50,412	3,000	51,238
45200	11-000-230-610	General Supplies	25,500	0	25,500	2,022	800	22,678
45240	11-000-230-820	Judgments against the School District	205,000	0	205,000	0	0	205,000
45260	11-000-230-890	Miscellaneous Expenditures	15,000	0	15,000	6,201	0	8,800
45280	11-000-230-895	BOE Membership Dues and Fees	35,000	0	35,000	29,539	0	5,461
46000	11-000-240-103	Salaries of Principals/Assistant Princip	2,190,239	24,466	2,214,705	1,440,975	773,730	0
46020	11-000-240-104	Salaries of Other Professional Staff	293,730	0	293,730	194,352	99,378	0
46040	11-000-240-105	Salaries of Secretarial and Clerical Ass	1,168,352	24,134	1,192,486	721,373	471,113	0
46080	11-000-240-3__	Purchased Professional and Technical Ser	500	0	500	0	0	500
46100	11-000-240-[4-5]	Other Purchased Services (400-500 series	55,464	0	55,464	6,995	5,557	42,912
46120	11-000-240-6__	Supplies and Materials	55,800	22,450	78,250	38,550	15,920	23,781
46140	11-000-240-8__	Other Objects	22,470	0	22,470	17,531	0	4,939
47000	11-000-251-1__	Salaries	1,106,883	0	1,106,883	660,027	443,073	3,784
47020	11-000-251-330	Purchased Professional Services	152,000	0	152,000	11,502	800	139,698

Starting date 7/1/2021 Ending date 2/28/2022 Fund: 10 GENERAL FUND

Expenditures:			Org Budget	Transfers	Adj Budget	Expended	Encumber	Available
47040	11-000-251-340	Purchased Technical Services	46,500	0	46,500	19,681	452	26,367
47060	11-000-251-592	Misc. Purch. Services (400-500 Series, O	39,954	14,002	53,956	29,933	4,598	19,426
47100	11-000-251-6__	Supplies and Materials	91,000	(10,000)	81,000	9,857	1,413	69,730
47180	11-000-251-890	Other Objects	11,000	0	11,000	2,378	0	8,622
47500	11-000-252-1__	Salaries	209,939	0	209,939	139,958	69,981	0
47540	11-000-252-340	Purchased Technical Services	446,000	13,880	459,880	300,902	156,091	2,887
47560	11-000-252-[4-5]	Other Purchased Services (400-500 series	131,109	28,639	159,748	15,285	49,534	94,929
47580	11-000-252-6__	Supplies and Materials	10,000	0	10,000	2,321	0	7,679
48520	11-000-261-420	Cleaning, Repair, and Maintenance Servic	380,000	337,048	717,048	400,907	274,738	41,403
49000	11-000-262-1__	Salaries	56,504	0	56,504	37,669	18,835	0
49040	11-000-262-3__	Purchased Professional and Technical Ser	29,800	0	29,800	19,584	9,792	424
49060	11-000-262-420	Cleaning, Repair, and Maintenance Svc.	4,005,200	(43,958)	3,961,242	2,587,891	1,333,877	39,474
49120	11-000-262-490	Other Purchased Property Services	325,000	0	325,000	179,802	43,296	101,902
49140	11-000-262-520	Insurance	525,000	87,000	612,000	611,800	8	193
49180	11-000-262-610	General Supplies	410,000	(19,256)	390,744	215,482	161,975	13,286
49200	11-000-262-621	Energy (Natural Gas)	495,000	0	495,000	162,052	46,753	286,195
49220	11-000-262-622	Energy (Electricity)	1,247,000	(87,000)	1,160,000	703,180	0	456,820
49240	11-000-262-624	Energy (Oil)	15,000	0	15,000	6,085	0	8,915
50040	11-000-263-420	Cleaning, Repair, and Maintenance Svc.	295,000	35,225	330,225	78,442	14,618	237,165
50060	11-000-263-610	General Supplies	10,000	2,177	12,177	10,504	1,119	553
51000	11-000-266-1__	Salaries	81,302	0	81,302	48,779	32,523	0
51060	11-000-266-610	General Supplies	51,000	0	51,000	0	0	51,000
52020	11-000-270-160	Sal. For Pupil Trans (Bet Home & Sch) –	2,611,622	(235,085)	2,376,537	1,358,754	1,017,784	0
52040	11-000-270-161	Sal. For Pupil Trans (Bet Home & Sch) –	271,140	235,085	506,225	283,214	221,954	1,056
52100	11-000-270-350	Management Fee – ESC & CTSA Trans. Prog	75,000	12,000	87,000	72,473	13,850	678
52120	11-000-270-390	Other Purchased Prof. and Technical Serv	314,200	0	314,200	132,299	0	181,901
52140	11-000-270-420	Cleaning, Repair, & Maint. Services	294,418	9,877	304,295	99,857	82,891	121,547
52160	11-000-270-442	Rental Payments – School Buses	5,000	0	5,000	0	0	5,000
52200	11-000-270-503	Contract Serv.–Aid in Lieu Pymts–Non-Pub	325,000	0	325,000	2,000	0	323,000
52220	11-000-270-504	Contract Serv–Aid in Lieu Pymts–Charter	3,000	0	3,000	0	0	3,000
52240	11-000-270-505	Contract Serv–Aid in Lieu Pymts–Choice S	150,000	0	150,000	0	0	150,000
52260	11-000-270-511	Contract Services (Bet. Home & Sch) -Ven	2,500	0	2,500	0	0	2,500
52300	11-000-270-513	Contr Serv (Bet. Home & Sch) – Joint Agr	360	0	360	0	0	360
52320	11-000-270-514	Contract Serv. (Sp Ed Stds) - Vendors	50,000	0	50,000	33,840	2,790	13,370
52360	11-000-270-517	Contract Serv. (Reg. Students) – ESCs &	814,000	(112,000)	702,000	407,075	74,654	220,271
52380	11-000-270-518	Contract Serv. (Spl. Ed. Students) – ESC	860,000	100,000	960,000	801,003	156,171	2,825
52400	11-000-270-593	Misc. Purchased Services - Transportatio	300,000	800	300,800	156,184	28,021	116,596
52420	11-000-270-610	General Supplies	20,000	661	20,661	9,575	1,289	9,797
52440	11-000-270-615	Transportation Supplies	1,796,123	(87,083)	1,709,040	380,041	160,178	1,168,820
52460	11-000-270-8__	Other objects	26,083	0	26,083	10,088	1,240	14,754
71020	11-000-291-220	Social Security Contributions	776,688	0	776,688	363,408	0	413,280



Starting date 7/1/2021 Ending date 2/28/2022 Fund: 10 GENERAL FUND

Expenditures:			Org Budget	Transfers	Adj Budget	Expended	Encumber	Available
71060	11-000-291-241	Other Retirement Contributions - PERS	850,000	0	850,000	0	793,650	56,350
71140	11-000-291-250	Unemployment Compensation	250,000	0	250,000	23,152	0	226,848
71160	11-000-291-260	Workmen's Compensation	900,000	(201,000)	699,000	565,167	29,462	104,371
71180	11-000-291-270	Health Benefits	11,330,850	(330,744)	11,000,106	6,071,783	4,905,126	23,197
71200	11-000-291-280	Tuition Reimbursement	150,000	0	150,000	43,452	0	106,548
71220	11-000-291-290	Other Employee Benefits	1,030,000	51,270	1,081,270	393,749	0	687,521
72180	10-606- -	Interest Earned on Maintenance Reserve	500	0	500	0	0	500
73080	12-140-100-73_	Grades 9-12	0	38,869	38,869	29,332	0	9,537
74140	12-213-100-73_	Resource Room/Resource Center	0	5,995	5,995	0	5,995	0
75580	12-000-219-73_	Undist. Expend. – Support Serv. – Studen	0	8,888	8,888	4,793	4,096	0
75600	12-000-220-73_	Undist. Expend. – Support Serv. – Inst.	0	8,092	8,092	8,092	0	0
75660	12-000-251-73_	Undistributed Expenditures – Central Ser	0	5,352	5,352	5,352	0	0
75680	12-000-252-73_	Undistributed Expenditures – Admin. Info	0	112,771	112,771	37,437	70,086	5,249
75720	12-000-262-73_	Undist. Expend. – Custodial Services	0	12,065	12,065	12,065	0	0
75740	12-000-263-73_	Undist. Expend. – Care and Upkeep of Gro	0	31,186	31,186	31,186	0	0
75760	12-000-266-73_	Undist. Expend. – Security	0	29,900	29,900	0	29,831	69
75780	12-000-270-732	Undist. Expend. Student Trans. – Non-Ins	0	13,045	13,045	5,599	7,446	0
75800	12-000-270-733	School Buses - Regular	550,000	626,026	1,176,026	626,026	521,688	28,312
75820	12-000-270-734	School Buses - Special	220,000	208,926	428,926	0	408,226	20,700
76040	12-000-400-334	Architectural/Engineering Services	2,031,578	0	2,031,578	79,258	541,628	1,410,692
76080	12-000-400-450	Construction Services	4,037,092	0	4,037,092	0	0	4,037,092
76200	12-000-400-800	Other Objects	897,716	0	897,716	1,468	7,461	888,787
76210	12-000-400-896	Assessment for Debt Service on SDA Fundi	26,043	0	26,043	0	0	26,043
76380	10-604- -	Interest Deposit to Capital Reserve	100	0	100	0	0	100
84000	10-000-100-56_	Transfer of Funds to Charter Schools	639,128	0	639,128	385,840	228,459	24,829
Total			109,288,527	1,598,537	110,887,065	55,141,401	36,513,410	19,232,254



Starting date 7/1/2021 Ending date 2/28/2022 Fund: 20 SPECIAL REVENUE FUNDS

---

Assets and Resources

Assets:

101	Cash in bank		\$207,403.20
102 - 106	Cash Equivalents		\$0.00
111	Investments		\$0.00
116	Capital Reserve Account		\$0.00
117	Maintenance Reserve Account		\$0.00
118	Emergency Reserve Account		\$0.00
121	Tax levy Receivable		\$0.00

Accounts Receivable:

132	Interfund	\$0.00	
141	Intergovernmental - State	\$221,532.20	
142	Intergovernmental - Federal	\$4,294,759.00	
143	Intergovernmental - Other	\$20,000.00	
153, 154	Other (net of estimated uncollectable of \$_____)	\$0.00	\$4,536,291.20

Loans Receivable:

131	Interfund	\$0.00	
151, 152	Other (Net of estimated uncollectable of \$_____)	\$0.00	\$0.00

Other Current Assets

\$0.00

Resources:

301	Estimated revenues	\$15,415,005.33	
302	Less revenues	(\$2,470,808.72)	\$12,944,196.61

**Total assets and resources**

**\$17,687,891.01**

Starting date 7/1/2021 Ending date 2/28/2022 Fund: 20 SPECIAL REVENUE FUNDS

Liabilities and Fund Equity

Liabilities:

411	Intergovernmental accounts payable - state		\$36,520.22
421	Accounts payable		\$71,241.72
431	Contracts payable		\$0.00
451	Loans payable		\$0.00
481	Deferred revenues		\$251,774.42
	Other current liabilities		\$0.00
	<b>Total liabilities</b>		<b>\$359,536.36</b>

Fund Balance:

Appropriated:

753,754	Reserve for encumbrances		\$2,418,707.95
761	Capital reserve account - July	\$0.00	
604	Add: Increase in capital reserve	\$0.00	
307	Less: Bud. w/d cap. reserve eligible costs	\$0.00	
309	Less: Bud. w/d cap. reserve excess costs	\$0.00	\$0.00
764	Maintenance reserve account - July	\$0.00	
606	Add: Increase in maintenance reserve	\$0.00	
310	Less: Bud. w/d from maintenance reserve	\$0.00	\$0.00
766	Reserve for Cur. Exp. Emergencies - July	\$0.00	
607	Add: Increase in cur. exp. emer. reserve	\$0.00	
312	Less: Bud. w/d from cur. exp. emer. reserve	\$0.00	\$0.00
762	Adult education programs		\$0.00
750-752,76x	Other reserves		\$0.00
601	Appropriations	\$21,149,368.67	
602	Less: Expenditures	(\$3,821,014.02)	
	Less: Encumbrances	(\$2,418,707.95)	(\$6,239,721.97)
	Total appropriated		\$17,328,354.65

Unappropriated:

770	Fund balance, July 1		\$0.00
771	Designated fund balance		\$0.00
303	Budgeted fund balance		\$0.00
	Total fund balance		\$17,328,354.65
	<b>Total liabilities and fund equity</b>		<b><u>\$17,687,891.01</u></b>


Starting date 7/1/2021 Ending date 2/28/2022 Fund: 20 SPECIAL REVENUE FUNDS

Recapitulation of Budgeted Fund Balance:

	<u>Budgeted</u>	<u>Actual</u>	<u>Variance</u>
Appropriations	\$21,149,368.67	\$6,239,721.97	\$14,909,646.70
Revenues	(\$15,415,005.33)	(\$2,470,808.72)	(\$12,944,196.61)
Subtotal	<u>\$5,734,363.34</u>	<u>\$3,768,913.25</u>	<u>\$1,965,450.09</u>
Change in capital reserve account:			
Plus - Increase in reserve	\$0.00	\$0.00	\$0.00
Less - Withdrawal from reserve	\$0.00	\$0.00	\$0.00
Subtotal	<u>\$5,734,363.34</u>	<u>\$3,768,913.25</u>	<u>\$1,965,450.09</u>
Change in maintenance reserve account:			
Plus - Increase in reserve	\$0.00	\$0.00	\$0.00
Less - Withdrawal from reserve	\$0.00	\$0.00	\$0.00
Subtotal	<u>\$5,734,363.34</u>	<u>\$3,768,913.25</u>	<u>\$1,965,450.09</u>
Change in emergency reserve account:			
Plus - Increase in reserve	\$0.00	\$0.00	\$0.00
Less - Withdrawal from reserve	\$0.00	\$0.00	\$0.00
Subtotal	<u>\$5,734,363.34</u>	<u>\$3,768,913.25</u>	<u>\$1,965,450.09</u>
Less: Adjustment for prior year	(\$5,734,363.34)	(\$5,734,363.34)	\$0.00
Budgeted fund balance	<u>\$0.00</u>	<u>(\$1,965,450.09)</u>	<u>\$1,965,450.09</u>

Prepared and submitted by :

  
Board Secretary

  
Date



Starting date 7/1/2021 Ending date 2/28/2022 Fund: 20 SPECIAL REVENUE FUNDS

Revenues:		Org Budget	Transfers	Budget Est	Actual	Over/Under	Unrealized
00745	Total Revenues from Local Sources	510,000	73,105	583,105	71,105	Under	512,000
00770	Total Revenues from State Sources	932,086	263,044	1,195,130	1,079,775	Under	115,355
00830	Total Revenues from Federal Sources	2,696,623	10,244,886	12,941,509	624,667	Under	12,316,842
0083A	Other	695,261	0	695,261	695,261		0
	Total	4,833,970	10,581,035	15,415,005	2,470,809		12,944,197

Expenditures:		Org Budget	Transfers	Adj Budget	Expended	Encumber	Available
84100	Local Projects	0	103,689	103,689	52,009	6,870	44,809
84200	Student Activity Fund	510,000	0	510,000	0	0	510,000
85120	Total Instruction	699,720	0	699,720	381,191	266,530	52,000
86380	Total Support Services	593,485	0	593,485	234,547	40,454	318,484
88000	Nonpublic Textbooks	4,301	861	5,162	4,812	0	351
88020	Nonpublic Auxiliary Services	80,866	21,432	102,298	20,777	0	81,521
88060	Nonpublic Nursing Services	7,181	2,451	9,632	4,840	880	3,912
88080	Nonpublic Technology Initiative	2,007	1,605	3,612	3,499	0	113
88140	Other	12,320	5,280	17,600	17,488	0	112
88740	Total Federal Projects	2,924,090	16,180,081	19,104,171	3,101,852	2,103,974	13,898,344
	Total	4,833,970	16,315,399	21,149,369	3,821,014	2,418,708	14,909,647

Starting date 7/1/2021 Ending date 2/28/2022 Fund: 20 SPECIAL REVENUE FUNDS

Revenues:			Org Budget	Transfers	Budget Est	Actual	Over/Under	Unrealized
00737	20-1760	Student Activity Fund Revenue	510,000	0	510,000	0	Under	510,000
00740	20-1__	Other Revenue from Local Sources	0	73,105	73,105	71,105	Under	2,000
00760	20-3218	Preschool Education Aid	472,108	0	472,108	472,108		0
00765	20-32__	Other Restricted Entitlements	459,978	263,044	723,022	607,667	Under	115,355
00775	20-441[1-6]	Title I	1,214,717	132,277	1,346,994	195,380	Under	1,151,614
00780	20-445[1-5]	Title II	101,338	151,898	253,236	31,532	Under	221,704
00785	20-449[1-4]	Title III	17,962	9,902	27,864	0	Under	27,864
00790	20-447[1-4]	Title IV	71,037	17,134	88,171	0	Under	88,171
00803	20-4409	ARP - IDEA Preschool	0	20,842	20,842	6,116	Under	14,726
00804	20-4419	ARP - IDEA Basic	0	245,408	245,408	74,516	Under	170,892
00805	20-442[0-9]	I.D.E.A. Part B (Handicapped)	1,112,616	209,744	1,322,360	251,047	Under	1,071,313
00806	20-4541	ARP ESSER Accel. Learning Coaching Supt	0	472,946	472,946	0	Under	472,946
00807	20-4542	ARP ESSER Evidence Based Summer Enrich	0	40,000	40,000	0	Under	40,000
00808	20-4543	ARP ESSER Evidence Based Bynd Sch Day	0	40,000	40,000	0	Under	40,000
00809	20-4544	ARP ESSER NJTSS Mental Health Support	0	45,000	45,000	0	Under	45,000
00810	20-4430	Vocational Education	46,358	24,501	70,859	15,655	Under	55,204
00814	20-4540	ARP - ESSER	0	8,898,152	8,898,152	0	Under	8,898,152
00816	20-4530	CARES Act Education Stabilization Fund	0	0	0	0		0
00823	20-4534	CRRSA Act - ESSER II	0	0	0	0		0
00825	20-4__	Other	132,595	(62,918)	69,677	50,421	Under	19,256
00835	20-5200	Transfers from Operating Budget – Presch	695,261	0	695,261	695,261		0
Total			4,833,970	10,581,035	15,415,005	2,470,809		12,944,197

Expenditures:			Org Budget	Transfers	Adj Budget	Expended	Encumber	Available
84100	20-__-__-__	Local Projects	0	103,689	103,689	52,009	6,870	44,809
84200	20-475-__-__	Student Activity Fund	510,000	0	510,000	0	0	510,000
85000	20-218-100-101	Salaries of Teachers	647,720	0	647,720	381,191	266,530	0
85080	20-218-100-6__	General Supplies	52,000	0	52,000	0	0	52,000
86020	20-218-200-103	Salaries of Program Directors	36,000	0	36,000	4,533	31,467	0
86060	20-218-200-105	Salaries of Secr. And Clerical Assistant	28,718	0	28,718	19,731	8,987	0
86140	20-218-200-200	Personnel Services – Employee Benefits	258,967	0	258,967	115,942	0	143,026
86200	20-218-200-329	Purchased Professional – Educational Ser	267,300	0	267,300	94,341	0	172,959
86300	20-218-200-516	Contr. Trans. Serv. (Field Trips)	1,000	0	1,000	0	0	1,000
86360	20-218-200-8__	Other Objects	1,500	0	1,500	0	0	1,500
88000	20-501-__-__	Nonpublic Textbooks	4,301	861	5,162	4,812	0	351
88020	20-50[-2-5-]__	Nonpublic Auxiliary Services	80,866	21,432	102,298	20,777	0	81,521
88060	20-509-__-__	Nonpublic Nursing Services	7,181	2,451	9,632	4,840	880	3,912
88080	20-510-__-__	Nonpublic Technology Initiative	2,007	1,605	3,612	3,499	0	113
88140	20-__-__-__	Other	12,320	5,280	17,600	17,488	0	112
88500	20-__-__-__	Title I	1,214,717	346,535	1,561,252	516,361	247,895	796,996
88520	20-__-__-__	Title II	69,806	204,275	274,081	47,340	19,065	207,676
88540	20-__-__-__	Title III	17,962	19,975	37,937	13,246	0	24,691

Starting date 7/1/2021 Ending date 2/28/2022 Fund: 20 SPECIAL REVENUE FUNDS

Expenditures:			Org Budget	Transfers	Adj Budget	Expended	Encumber	Available
88560	20-__-__-__	Title IV	71,037	48,826	119,863	85,370	0	34,493
88600	20-__-__-__	Title VI	0	9,506	9,506	0	0	9,506
88620	20-__-__-__	I.D.E.A. Part B (Handicapped)	1,112,616	621,464	1,734,080	785,767	609,934	338,379
88641	20-223-__-__	ARP-IDEA Basic Grant Program	0	245,408	245,408	135,725	82,653	27,030
88642	20-224-__-__	ARP-IDEA Preschool Grant Program	0	20,842	20,842	10,870	9,783	189
88678	20-477-__-__	CARES Act Education Stabilization Fund	0	703,128	703,128	453,663	166,445	83,020
88700	20-__-__-__	Other	437,952	205,693	643,645	253,301	167,972	222,371
88709	20-483-__-__	CRRSA Act - ESSER II Grant Program	0	3,959,247	3,959,247	479,449	372,224	3,107,574
88710	20-484-__-__	CRRSA Act - Learning Acceleration Grant	0	254,084	254,084	4,901	0	249,183
88711	20-485-__-__	CRRSA Act - Mental Health Grant	0	45,000	45,000	1,900	1,050	42,050
88713	20-487-__-__	ARP-ESSER Grant Program	0	8,898,152	8,898,152	313,958	426,953	8,157,241
88714	20-488-__-__	ARP ESSER Accel. Learning Coaching Supt	0	472,946	472,946	0	0	472,946
88715	20-489-__-__	ARP ESSER Evidence Based Summer Enric	0	40,000	40,000	0	0	40,000
88716	20-490-__-__	ARP ESSER Evidence Based Bynd Sch Day	0	40,000	40,000	0	0	40,000
88717	20-491-__-__	ARP ESSER NJTSS Mental Health Support	0	45,000	45,000	0	0	45,000
Total			4,833,970	16,315,399	21,149,369	3,821,014	2,418,708	14,909,647



Starting date 7/1/2021 Ending date 2/28/2022 Fund: 30 CAPITAL PROJECTS FUNDS

---

Assets and Resources

Assets:

101	Cash in bank		\$3,131,358.70
102 - 106	Cash Equivalents		\$0.00
111	Investments		\$0.00
116	Capital Reserve Account		\$0.00
117	Maintenance Reserve Account		\$0.00
118	Emergency Reserve Account		\$0.00
121	Tax levy Receivable		\$0.00

Accounts Receivable:

132	Interfund	\$0.00	
141	Intergovernmental - State	\$2,104,589.00	
142	Intergovernmental - Federal	\$0.00	
143	Intergovernmental - Other	\$0.00	
153, 154	Other (net of estimated uncollectable of \$_____)	\$0.00	\$2,104,589.00

Loans Receivable:

131	Interfund	\$0.00	
151, 152	Other (Net of estimated uncollectable of \$_____)	\$0.00	\$0.00

Other Current Assets

\$0.00

Resources:

301	Estimated revenues	\$0.00	
302	Less revenues	\$0.00	\$0.00

**Total assets and resources**

**\$5,235,947.70**

Starting date 7/1/2021 Ending date 2/28/2022 Fund: 30 CAPITAL PROJECTS FUNDS

Liabilities and Fund Equity

Liabilities:

411	Intergovernmental accounts payable - state		\$0.00
421	Accounts payable		\$0.00
431	Contracts payable		\$0.00
451	Loans payable		\$0.00
481	Deferred revenues		\$0.00
	Other current liabilities		\$0.00
	<b>Total liabilities</b>		<b>\$0.00</b>

Fund Balance:

Appropriated:

753,754	Reserve for encumbrances		\$195,217.54
761	Capital reserve account - July	\$0.00	
604	Add: Increase in capital reserve	\$0.00	
307	Less: Bud. w/d cap. reserve eligible costs	\$0.00	
309	Less: Bud. w/d cap. reserve excess costs	\$0.00	\$0.00
764	Maintenance reserve account - July	\$0.00	
606	Add: Increase in maintenance reserve	\$0.00	
310	Less: Bud. w/d from maintenance reserve	\$0.00	\$0.00
766	Reserve for Cur. Exp. Emergencies - July	\$0.00	
607	Add: Increase in cur. exp. emer. reserve	\$0.00	
312	Less: Bud. w/d from cur. exp. emer. reserve	\$0.00	\$0.00
762	Adult education programs		\$0.00
750-752,76x	Other reserves		\$0.00
601	Appropriations	\$5,539,228.37	
602	Less: Expenditures	(\$303,280.67)	
	Less: Encumbrances	(\$195,217.54)	(\$498,498.21)
	Total appropriated		\$5,040,730.16
			\$5,235,947.70

Unappropriated:

770	Fund balance, July 1		\$0.00
771	Designated fund balance		\$0.00
303	Budgeted fund balance		\$0.00
	Total fund balance		\$5,235,947.70
	<b>Total liabilities and fund equity</b>		<b>\$5,235,947.70</b>

Starting date 7/1/2021 Ending date 2/28/2022 Fund: 30 CAPITAL PROJECTS FUNDS

Recapitulation of Budgeted Fund Balance:

	<u>Budgeted</u>	<u>Actual</u>	<u>Variance</u>
Appropriations	\$5,539,228.37	\$498,498.21	\$5,040,730.16
Revenues	\$0.00	\$0.00	\$0.00
Subtotal	<u>\$5,539,228.37</u>	<u>\$498,498.21</u>	<u>\$5,040,730.16</u>
Change in capital reserve account:			
Plus - Increase in reserve	\$0.00	\$0.00	\$0.00
Less - Withdrawal from reserve	\$0.00	\$0.00	\$0.00
Subtotal	<u>\$5,539,228.37</u>	<u>\$498,498.21</u>	<u>\$5,040,730.16</u>
Change in maintenance reserve account:			
Plus - Increase in reserve	\$0.00	\$0.00	\$0.00
Less - Withdrawal from reserve	\$0.00	\$0.00	\$0.00
Subtotal	<u>\$5,539,228.37</u>	<u>\$498,498.21</u>	<u>\$5,040,730.16</u>
Change in emergency reserve account:			
Plus - Increase in reserve	\$0.00	\$0.00	\$0.00
Less - Withdrawal from reserve	\$0.00	\$0.00	\$0.00
Subtotal	<u>\$5,539,228.37</u>	<u>\$498,498.21</u>	<u>\$5,040,730.16</u>
Less: Adjustment for prior year	(\$5,539,228.37)	(\$5,539,228.37)	\$0.00
Budgeted fund balance	<u>\$0.00</u>	<u>(\$5,040,730.16)</u>	<u>\$5,040,730.16</u>

Prepared and submitted by :

  
 Board Secretary

  
 Date



Starting date 7/1/2021 Ending date 2/28/2022 Fund: 30 CAPITAL PROJECTS FUNDS

Expenditures:		Org Budget	Transfers	Adj Budget	Expended	Encumber	Available
	(Total of Accounts W/O a Grid# Assigned)	0	2,520,042	2,520,042	303,281	195,218	2,021,544
89200	TOTAL CAPITAL PROJECT FUNDS	0	3,019,186	3,019,186	0	0	3,019,186
	Total	0	5,539,228	5,539,228	303,281	195,218	5,040,730

Starting date 7/1/2021 Ending date 2/28/2022 Fund: 30 CAPITAL PROJECTS FUNDS

Expenditures:

	Org Budget	Transfers	Adj Budget	Expended	Encumber	Available
	0	2,520,042	2,520,042	303,281	195,218	2,021,544
89080 30-000-4__-45_ Construction Services	0	3,019,186	3,019,186	0	0	3,019,186
Total	0	5,539,228	5,539,228	303,281	195,218	5,040,730

Starting date 7/1/2021 Ending date 2/28/2022 Fund: 40 DEBT SERVICE FUNDS

---

Assets and Resources

Assets:

101	Cash in bank		\$0.00
102 - 106	Cash Equivalents		\$0.00
111	Investments		\$0.00
116	Capital Reserve Account		\$0.00
117	Maintenance Reserve Account		\$0.00
118	Emergency Reserve Account		\$0.00
121	Tax levy Receivable		\$0.00

Accounts Receivable:

132	Interfund	\$0.00	
141	Intergovernmental - State	\$0.00	
142	Intergovernmental - Federal	\$0.00	
143	Intergovernmental - Other	\$0.00	
153, 154	Other (net of estimated uncollectable of \$_____)	\$0.00	\$0.00

Loans Receivable:

131	Interfund	\$0.00	
151, 152	Other (Net of estimated uncollectable of \$_____)	\$0.00	\$0.00

Other Current Assets

\$0.00

Resources:

301	Estimated revenues	\$0.00	
302	Less revenues	\$0.00	\$0.00

**Total assets and resources**

**\$0.00**



Starting date 7/1/2021 Ending date 2/28/2022 Fund: 40 DEBT SERVICE FUNDS

Liabilities and Fund Equity

Liabilities:

411	Intergovernmental accounts payable - state		\$0.00
421	Accounts payable		\$0.00
431	Contracts payable		\$0.00
451	Loans payable		\$0.00
481	Deferred revenues		\$0.00
	Other current liabilities		\$0.00
	<b>Total liabilities</b>		<b>\$0.00</b>

Fund Balance:

Appropriated:

753,754	Reserve for encumbrances		\$0.00
761	Capital reserve account - July	\$0.00	
604	Add: Increase in capital reserve	\$0.00	
307	Less: Bud. w/d cap. reserve eligible costs	\$0.00	
309	Less: Bud. w/d cap. reserve excess costs	\$0.00	\$0.00
764	Maintenance reserve account - July	\$0.00	
606	Add: Increase in maintenance reserve	\$0.00	
310	Less: Bud. w/d from maintenance reserve	\$0.00	\$0.00
766	Reserve for Cur. Exp. Emergencies - July	\$0.00	
607	Add: Increase in cur. exp. emer. reserve	\$0.00	
312	Less: Bud. w/d from cur. exp. emer. reserve	\$0.00	\$0.00
762	Adult education programs		\$0.00
750-752,76x	Other reserves		\$0.00
601	Appropriations	\$0.00	
602	Less: Expenditures	\$0.00	
	Less: Encumbrances	\$0.00	\$0.00
	Total appropriated		\$0.00
	Unappropriated:		
770	Fund balance, July 1		\$0.00
771	Designated fund balance		\$0.00
303	Budgeted fund balance		\$0.00
	Total fund balance		\$0.00
	<b>Total liabilities and fund equity</b>		<b>\$0.00</b>

Starting date 7/1/2021 Ending date 2/28/2022 Fund: 40 DEBT SERVICE FUNDS

Recapitulation of Budgeted Fund Balance:

	<u>Budgeted</u>	<u>Actual</u>	<u>Variance</u>
Appropriations	\$0.00	\$0.00	\$0.00
Revenues	\$0.00	\$0.00	\$0.00
Subtotal	<u>\$0.00</u>	<u>\$0.00</u>	<u>\$0.00</u>
Change in capital reserve account:			
Plus - Increase in reserve	\$0.00	\$0.00	\$0.00
Less - Withdrawal from reserve	\$0.00	\$0.00	\$0.00
Subtotal	<u>\$0.00</u>	<u>\$0.00</u>	<u>\$0.00</u>
Change in maintenance reserve account:			
Plus - Increase in reserve	\$0.00	\$0.00	\$0.00
Less - Withdrawal from reserve	\$0.00	\$0.00	\$0.00
Subtotal	<u>\$0.00</u>	<u>\$0.00</u>	<u>\$0.00</u>
Change in emergency reserve account:			
Plus - Increase in reserve	\$0.00	\$0.00	\$0.00
Less - Withdrawal from reserve	\$0.00	\$0.00	\$0.00
Subtotal	<u>\$0.00</u>	<u>\$0.00</u>	<u>\$0.00</u>
Less: Adjustment for prior year	\$0.00	\$0.00	\$0.00
Budgeted fund balance	<u>\$0.00</u>	<u>\$0.00</u>	<u>\$0.00</u>

Prepared and submitted by :

  
Board Secretary

  
Date

Starting date 7/1/2021 Ending date 2/28/2022 Fund: 40 DEBT SERVICE FUNDS

---



WINSLOW TOWNSHIP SCHOOL DISTRICT  
Reconciliation Report  
For the Month Ending February 28, 2022

Funds	Beginning Cash Balances	Cash Receipts	Cash Disbursed	Ending Cash Balances
<u>Governmental Funds</u>				
1 General Fund - Fund 10	\$ 24,820,188.00	\$ 5,156,432.90	\$ 8,880,619.28	\$ 21,096,001.62
Capital Reserve	10,182,321.35	576.34		10,182,897.69
Maintenance Reserve	4,378,995.02	247.86		4,379,242.88
2 Special Revenue Fund - Fund 20	273,359.50	453,923.80	519,880.10	207,403.20
3 Capital Projects Fund - Fund 30	3,141,256.90		9,898.20	3,131,358.70
4 Debt Service Fund - Fund 40	0.00			0.00
5 NJ Regional Day School - Fund 63	-			0.00
6 Total Governmental Funds (Lines 1 thru 5)	<u>\$ 42,796,120.77</u>	<u>\$ 5,611,180.90</u>	<u>\$ 9,410,397.58</u>	<u>\$ 38,996,904.09</u>
<u>Enterprise Funds</u>				
7 Cafeteria - Enterprise Fund - Fund 60	746,727.13	315,316.68	264,954.31	797,089.50
8 Cafeteria Online- Enterprise Fund	24,193.91	7,022.55		31,216.46
9 Before and After School Program - Winslow Child Development Fund 61	1,088,668.74	53,820.75	66,258.42	1,076,231.07
10 Total Enterprise Fund	<u>1,859,589.78</u>	<u>376,159.98</u>	<u>331,212.73</u>	<u>1,904,537.03</u>
11 Total Governmental and Enterprise Funds	<u>\$ 44,655,710.55</u>	<u>\$ 5,987,340.88</u>	<u>\$ 9,741,610.31</u>	<u>\$ 40,901,441.12</u>
<u>Trust &amp; Agency Funds - Fund 80, 91, 95 and 96</u>				
12 Unemployment Trust Fund 80	0.00			0.00
13 Payroll Agency - Fund 91	363,269.49	5,396,594.04	5,368,347.63	391,515.90
14 Payroll - Fund 91	2,000.00	3,132,216.59	3,132,216.59	2,000.00
15 Fiscal Agent -LCCR High School - 95	28,634.50		363.98	28,270.52
16 Student Activities Fund 96	122,648.02	20,148.19	37,269.60	105,526.61
17 Student Athletic Account - 97	0.00			0.00
18 Total Trust & Agency Fund (Lines 12 thru 17)	<u>516,552.01</u>	<u>8,548,958.82</u>	<u>8,538,197.80</u>	<u>527,313.03</u>
19 Total All Funds (Lines 6, 10, and 18)	<u>\$ 45,172,262.56</u>	<u>\$ 14,536,299.70</u>	<u>\$ 18,279,808.11</u>	<u>\$ 41,428,754.15</u>

Prepared by:

Date: 03/29/22



<b>0909</b>	<b>30 STRIKES</b>	<b>\$180.00 Vend Total</b>
P.O. #	203933 E.N BOWLING FIELD TRIP	\$180.00
<b>1025</b>	<b>ABILITIES CENTER OF SOUTHERN NJ INC.</b>	<b>\$5,340.00 Vend Total</b>
P.O. #	201071 OOD#2721579030	\$2,670.00 P
P.O. #	201072 OOD#7520032130	\$2,670.00 P
<b>1043</b>	<b>ACCUSCAN</b>	<b>\$702.00 Vend Total</b>
P.O. #	204174 IMAGE SILO STORAGE JAN-FEB	\$702.00
<b>6351</b>	<b>ADVANCED COMPUTER SOLUTIONS GROUP, LLC</b>	<b>\$29,843.90 Vend Total</b>
P.O. #	200077 TECH SUPPORT SERVICES	\$29,843.90 P
<b>1096</b>	<b>ALBERT CARINO GIRLS BASKETBALL CLUB</b>	<b>\$385.00 Vend Total</b>
P.O. #	204062 Girls Basketball Banquet	\$385.00
<b>1199</b>	<b>ARAMARK</b>	<b>\$347,498.11 Vend Total</b>
P.O. #	200128 SERVICES JULY-JUNE 2021-2022	\$347,498.11 P
<b>1205</b>	<b>ARCHBISHOP DAMIANO SCHOOL</b>	<b>\$71,606.48 Vend Total</b>
P.O. #	200260 OOD#6693951524	\$6,000.72 P
P.O. #	200261 OOD#4742835621	\$6,000.72 P
P.O. #	200262 OOD#5782570959	\$6,000.72 P
P.O. #	200265 OOD#8905427722	\$6,000.72 P
P.O. #	200918 OOD#3435371829	\$9,520.72 P
P.O. #	201661 OOD#4356086441	\$6,000.72 P
P.O. #	201709 OOD#9587507514	\$6,000.72 P
P.O. #	202642 OOD#3718426266	\$9,520.72 P
P.O. #	202712 OOD#4380928199	\$3,520.00 P
P.O. #	202784 OOD#4742835621	\$3,520.00 P
P.O. #	203742 OOD#3497805689	\$9,520.72 P
<b>1206</b>	<b>ARCHWAY PROGRAMS INC.</b>	<b>\$154,055.08 Vend Total</b>
P.O. #	200227 OOD#7103054314	\$8,566.14 P
P.O. #	200230 OOD#4705071338	\$5,376.14 P
P.O. #	200231 OOD#4089129848	\$5,376.14 P
P.O. #	200232 OOD#1076229436	\$5,376.14 P
P.O. #	200235 OOD#8752878634	\$5,376.14 P
P.O. #	200236 OOD#1082545508	\$5,376.14 P
P.O. #	200238 OOD#9537933975	\$5,376.14 P
P.O. #	200239 OOD#3911769370	\$5,376.14 P
P.O. #	200240 OOD#6355810336	\$8,566.14 P
P.O. #	200241 OOD#7496390786	\$8,566.14 P
P.O. #	200244 OOD#3213320117	\$8,566.14 P
P.O. #	200246 OOD#2370973635	\$8,566.14 P
P.O. #	200247 OOD#8593492091	\$8,566.14 P
P.O. #	200248 OOD#7669225280	\$5,376.14 P
P.O. #	200249 OOD#1900368907	\$5,376.14 P
P.O. #	200250 OOD#9454668249	\$8,566.14 P
P.O. #	200621 OOD#2890140856	\$5,376.14 P

<b>1206</b>	<b>ARCHWAY PROGRAMS INC.</b>	<b>\$154,055.08 Vend Total</b>
P.O. #	200640 OOD#2114838946	\$8,566.14 P
P.O. #	201540 OOD#1243024664	\$8,566.14 P
P.O. #	201541 OOD#3473711016	\$5,376.14 P
P.O. #	202300 OOD#3329154358	\$5,376.14 P
P.O. #	202301 OOD#5282014836	\$8,566.14 P
P.O. #	204261 Transportation	\$873.00
P.O. #	204262 Transportation	\$921.50
P.O. #	204329 Transportation	\$873.00
P.O. #	204330 Transportation	\$873.00
P.O. #	204331 Transportation	\$48.50
P.O. #	204332 Transportation	\$291.00
<b>C032</b>	<b>ASSOCIATION FOR CAREER AND TECHNICAL ED</b>	<b>\$3,500.00 Vend Total</b>
P.O. #	201697 S/R - Virtual Registration	\$3,500.00
<b>1250</b>	<b>ATLANTIC CITY ELECTRIC</b>	<b>\$37,384.66 Vend Total</b>
P.O. #	204526 MARCH 2022 ELECTRIC	\$6,447.62
P.O. #	204549 MARCH 2022 ELECTRIC	\$30,937.04
<b>1257</b>	<b>ATLANTIC COUNTY SPECIAL SERVICES</b>	<b>\$5,612.00 Vend Total</b>
P.O. #	202733 OOD#2181210737	\$5,612.00 P
<b>0865</b>	<b>ATLANTIC INVESTIGATIONS, LLC</b>	<b>\$1,163.00 Vend Total</b>
P.O. #	204135 POST ACCIDENT	\$101.00
P.O. #	204220 RANDOM TESTING	\$961.00
P.O. #	204270 POST ACCIDENT NIDA	\$101.00
<b>1313</b>	<b>BANCROFT NEURO HEALTH</b>	<b>\$63,371.36 Vend Total</b>
P.O. #	200171 OOD#1937158923	\$12,562.80 P
P.O. #	200174 OOD#7961406124	\$8,555.80 P
P.O. #	200177 OOD#9517603085	\$12,559.80 P
P.O. #	200592 OOD#7641850770	\$13,131.80 P
P.O. #	201070 OOD#4664296933	\$6,404.86 P
P.O. #	202639 OOD#6431366215	\$10,156.30 P
<b>1352</b>	<b>BAYADA HOME HEALTH CARE, INC.</b>	<b>\$27,112.50 Vend Total</b>
P.O. #	204083 SCHOOL 2 NURSE PMT 2/7-2/10/22	\$1,320.00
P.O. #	204093 SJCA(Non-public)	\$1,760.00
P.O. #	204238 SCHOOL 2 SUB NURSE PMT	\$2,887.50
P.O. #	204254 Nursing Services(Non-Public)	\$880.00
P.O. #	204255 Nursing Services	\$1,203.75
P.O. #	204256 Nursing Services	\$1,496.25
P.O. #	204257 Nursing Services	\$770.00
P.O. #	204258 Nursing Services	\$1,210.00
P.O. #	204259 Nursing Services	\$978.75
P.O. #	204260 Nursing Services	\$777.50
P.O. #	204463 Nursing Services	\$2,616.25
P.O. #	204464 Nursing Services	\$1,462.50
P.O. #	204465 Nursing Services	\$1,746.25



<b>1352</b>	<b>BAYADA HOME HEALTH CARE, INC.</b>	<b>\$27,112.50 Vend Total</b>
P.O. #	204466 Nursing Services	\$810.00
P.O. #	204493 SCHOOL 2 NURSE PMT 3/7-3/11/22	\$1,760.00
P.O. #	204498 Nursing Services	\$2,418.75
P.O. #	204499 Nursing Services	\$3,015.00
<b>1376</b>	<b>BELMONT AND CRYSTAL SPRINGS</b>	<b>\$38.81 Vend Total</b>
P.O. #	204136 WATER RENTAL	\$38.81
<b>0388</b>	<b>BERLIN BOROUGH BOARD OF EDUCATION</b>	<b>\$1,791.90 Vend Total</b>
P.O. #	201153 OOD#2278922339	\$1,791.90 P
<b>6770</b>	<b>BISHOP LOUGHLIN GAMES</b>	<b>\$332.00 Vend Total</b>
P.O. #	202612 Entry Fee - Bishop Loughlin	\$332.00
<b>1456</b>	<b>BONNIE BRAE</b>	<b>\$9,240.00 Vend Total</b>
P.O. #	200923 OOD#7445482135	\$9,240.00 P
<b>U048</b>	<b>BRIGHT WHITE PAPER CO.</b>	<b>\$1,343.87 Vend Total</b>
P.O. #	203794 ink	\$1,343.87
<b>1508</b>	<b>BROOKFIELD ACADEMY</b>	<b>\$1,486.82 Vend Total</b>
P.O. #	204336 Professional Services	\$1,399.36
P.O. #	204337 Professional Services	\$87.46
<b>1510</b>	<b>BROOKFIELD ELEMENTARY</b>	<b>\$12,336.97 Vend Total</b>
P.O. #	200178 OOD#1897780132	\$12,336.97 P
<b>Y356</b>	<b>BROWN; TIMOTHY DANIEL</b>	<b>\$61.00 Vend Total</b>
P.O. #	204126 Official - Gr1 Basketball (F)	\$61.00
<b>4387</b>	<b>BSN SPORTS, LLC</b>	<b>\$1,174.40 Vend Total</b>
P.O. #	201927 Equip- Girls Spring Track Unif	\$1,174.40
<b>1632</b>	<b>CAMDEN COUNTY EDUCATIONAL SRVCS. COMM</b>	<b>\$6,882.29 Vend Total</b>
P.O. #	204176 PL 192/193 FEBRUARY 2022	\$6,382.50
P.O. #	204389 OT services for SJCA, Feb2022	\$499.79
<b>1635</b>	<b>CAMDEN COUNTY M.U.A.</b>	<b>\$21,648.00 Vend Total</b>
P.O. #	201277 SEWER SERVICE (4) QUARTERS	\$21,648.00 P
<b>1642</b>	<b>CAMDENS PROMISE CHARTER SCHOOL</b>	<b>\$6,681.00 Vend Total</b>
P.O. #	200222 2021-2022 CHARTER SCHOOL	\$6,681.00 P
<b>6978</b>	<b>CAPE PHYSICIANS ASSOCIATES, PA</b>	<b>\$4,350.00 Vend Total</b>
P.O. #	201935 SCHOOL PHYSICIAN CONTRACT 21-2	\$4,350.00 P
<b>1732</b>	<b>CDW GOVERNMENT INC.</b>	<b>\$1,085.95 Vend Total</b>
P.O. #	203532 HS Tech	\$247.60
P.O. #	203631 HS Technology	\$21.98
P.O. #	204077 teacher order	\$392.47
P.O. #	204225 Mimio Pens-Edel & Extra	\$423.90

<b>0627</b>	<b>CENTURY WATER CONDITIONING &amp; PURIF. INC.</b>	<b>\$1,382.00 Vend Total</b>
P.O. #	204153 SCHOOL 1 WATER TREATMENT	\$1,382.00
<b>1818</b>	<b>CIPRIANI; MARY KATE</b>	<b>\$13.44 Vend Total</b>
P.O. #	203971 Mileage between Schools 1 & 3	\$13.44
<b>M789</b>	<b>COLLEGE BOARD</b>	<b>\$4,152.00 Vend Total</b>
P.O. #	203590 Test fees for PSAT	\$4,152.00
<b>1881</b>	<b>COMCAST CABLE</b>	<b>\$270.76 Vend Total</b>
P.O. #	200139 DIGITAL ADAPTERS ADMIN	\$25.53 P
P.O. #	200142 DIGITAL ADAPTERS SCH# 3	\$25.53 P
P.O. #	204216 GARAGE SERVICE	\$194.17
P.O. #	204533 DIGITAL ADAPTER MARCH 2022 #4	\$25.53
<b>5593</b>	<b>COMPASS ACADEMY CHARTER SCHOOL</b>	<b>\$2,203.00 Vend Total</b>
P.O. #	200226 2021-2022 CHARTER SCHOOL	\$2,203.00 P
<b>1895</b>	<b>CONCEPTUAL GLASS AND SHOWER DOOR</b>	<b>\$435.00 Vend Total</b>
P.O. #	204214 BUS 66 & M34	\$435.00
<b>E283</b>	<b>CONSULTING AND MUNICIPAL ENGINEERS, LLP</b>	<b>\$28,699.75 Vend Total</b>
P.O. #	201346 HS TENNIS COURT RESURFACE	\$14,817.75 P
P.O. #	201347 ADMIN PARKING LOT	\$5,579.00 P
P.O. #	201348 MS PARKING LOT	\$8,303.00 P
<b>8597</b>	<b>COUNTY CONSERVATION CO., LLC</b>	<b>\$3,660.00 Vend Total</b>
P.O. #	204121 PLAYGROUND MULCH	\$3,660.00
<b>1941</b>	<b>COURIER-POST - LEGAL</b>	<b>\$57.60 Vend Total</b>
P.O. #	204114 Town Hall Pub Notice	\$57.60
<b>0004</b>	<b>DAANJ, INC.</b>	<b>\$475.00 Vend Total</b>
P.O. #	203972 DAANJ Annual Conference Fee	\$475.00
<b>C717</b>	<b>DEELOH TECHNOLOGIES, INC</b>	<b>\$300.00 Vend Total</b>
P.O. #	201216 World Language Supplies	\$300.00
<b>2094</b>	<b>DELTA DENTAL PLAN OF NJ</b>	<b>\$234.61 Vend Total</b>
P.O. #	204309 COBRA FEBRUARY 2022	\$234.61
<b>2101</b>	<b>DEMCO INC.</b>	<b>\$388.36 Vend Total</b>
P.O. #	203249 HS Library Supplies	\$388.36
<b>2234</b>	<b>DURAND ACADEMY INC</b>	<b>\$105,327.20 Vend Total</b>
P.O. #	200179 OOD#6730706073	\$12,175.90 P
P.O. #	200180 OOD#1401547646	\$12,175.90 P
P.O. #	200181 OOD#7735400883	\$12,175.90 P
P.O. #	200183 OOD#1753388662	\$13,495.90 P
P.O. #	200184 OOD#4286992618	\$14,815.90 P
P.O. #	200186 OOD#4024429215	\$16,135.90 P
P.O. #	200922 OOD#1867304847	\$12,175.90 P

<b>2234</b>	<b>DURAND ACADEMY INC</b>	<b>\$105,327.20 Vend Total</b>
P.O. #	202302 OOD#2146915620	\$12,175.90 P
<b>2244</b>	<b>EAI EDUCATION</b>	<b>\$3,222.00 Vend Total</b>
P.O. #	203920 HS Math Dept.	\$3,222.00
<b>2255</b>	<b>EASTERN CAMDEN CNTY REGL SCHOOL DISTRI</b>	<b>\$46,903.08 Vend Total</b>
P.O. #	201076 OOD#5628269734	\$8,156.82 P
P.O. #	201077 OOD#6060106618	\$8,006.04 P
P.O. #	201078 OOD#5887297506	\$22,708.56 P
P.O. #	201079 OOD#6261442675	\$8,031.66 P
<b>0737</b>	<b>EDUCATIONAL NETWORKS, INC.</b>	<b>\$550.00 Vend Total</b>
P.O. #	204429 WEBSITE CONTENT MGMT-MAY	\$550.00
<b>2294</b>	<b>EDUCATIONAL SERVICES UNIT</b>	<b>\$2,523.00 Vend Total</b>
P.O. #	204438 IndependAACeValsforOOD stud	\$2,523.00
<b>2303</b>	<b>EDVOCATE INC.</b>	<b>\$2,448.00 Vend Total</b>
P.O. #	200365 MONITORING SERVICES	\$2,448.00 P
<b>2309</b>	<b>EGG HARBOR CITY PUBLIC SCHOOLS</b>	<b>\$1,751.42 Vend Total</b>
P.O. #	201860 OOD#6250678202	\$1,751.42 P
<b>2354</b>	<b>ENVIRONMENT COMM. OPPRTNTY CHARTER SC</b>	<b>\$10,325.00 Vend Total</b>
P.O. #	200223 2021-2022 CHARTER SCHOOL	\$10,325.00 P
<b>2358</b>	<b>EPIC ENVIRONMENTAL SERVICES LLC</b>	<b>\$452.00 Vend Total</b>
P.O. #	203707 TESTING HS AUDITORIUM FLOOR	\$452.00
<b>M988</b>	<b>EPIC HEALTH SERVICES, INC.</b>	<b>\$2,889.45 Vend Total</b>
P.O. #	204235 Nursing Services	\$2,889.45
<b>3729</b>	<b>ESS SUPPORT SERVICES, LLC</b>	<b>\$260,508.53 Vend Total</b>
P.O. #	204170 TA'S & NIA'S PART FEB/MAR 2022	\$174,779.30
P.O. #	204396 BUS AIDES PARTIAL DEC-MAR	\$85,729.23
<b>A197</b>	<b>FIRST CHILDREN LEARNING SERVICES, LLC</b>	<b>\$109,450.00 Vend Total</b>
P.O. #	204200 BehaviorServrendforJan,Feb2022	\$109,450.00
<b>2462</b>	<b>FLAGSHIP DENTAL PLANS</b>	<b>\$369.54 Vend Total</b>
P.O. #	200086 FLAGSHIP DENTAL PLAN 21-22 YR	\$369.54 P
<b>2483</b>	<b>FOLSOM ELEMENTARY SCHOOL DISTRICT</b>	<b>\$1,276.40 Vend Total</b>
P.O. #	201962 OOD#5990475337	\$1,276.40 P
<b>2500</b>	<b>FOUNDATION FOR EDUCATIONAL ADMIN INC.</b>	<b>\$320.00 Vend Total</b>
P.O. #	204286 conference Ms. Nwanguma	\$320.00
<b>2569</b>	<b>GALLOWAY TOWNSHIP SCHOOL DISTRICT</b>	<b>\$9,484.15 Vend Total</b>
P.O. #	200193 OOD#3204832491	\$9,484.15 P



<b>2587</b>	<b>GARFIELD PARK ACADEMY</b>	<b>\$57,359.06 Vend Total</b>
P.O. #	200133 OOD#3900558995	\$7,257.58 P
P.O. #	200140 OOD#7179529752	\$7,257.58 P
P.O. #	200141 OOD#9182270030	\$7,257.58 P
P.O. #	200257 OOD#3208267024	\$7,257.58 P
P.O. #	200259 OOD#7674124613	\$10,535.58 P
P.O. #	200921 OOD#4481662331	\$10,535.58 P
P.O. #	202303 OOD#7880649309	\$7,257.58 P
<b>2605</b>	<b>GENERAL CHEMICAL AND SUPPLY</b>	<b>\$23,971.52 Vend Total</b>
P.O. #	203740 CUSTODIAL SUPPLIES	\$18,284.02
P.O. #	204064 HAND SANITIZER	\$5,687.50
<b>U172</b>	<b>GENERAL HEALTHCARE RESOURCES INC.</b>	<b>\$3,996.00 Vend Total</b>
P.O. #	204146 OT Services rendered for Winsl	\$1,332.00
P.O. #	204278 OT services rendered	\$1,332.00
P.O. #	204403 OT services rendered forWinsSt	\$1,332.00
<b>2777</b>	<b>HAMBROS HOLDINGS, LLC</b>	<b>\$616.00 Vend Total</b>
P.O. #	203633 HS Music	\$616.00
<b>2785</b>	<b>HAMPTON ACADEMY</b>	<b>\$16,237.39 Vend Total</b>
P.O. #	200263 OOD#3648277147	\$12,877.93 P
P.O. #	202304 OOD#1065454552	\$2,069.46 P
P.O. #	202846 OOD#1065454552	\$1,290.00 P
<b>2858</b>	<b>HENRY SCHEIN INC.</b>	<b>\$686.71 Vend Total</b>
P.O. #	203201 HS/ Nurse Supplies	\$89.98
P.O. #	204163 Cold Packs	\$596.73
<b>2864</b>	<b>HERTZ FURNITURE SYSTEMS, LLC</b>	<b>\$306.33 Vend Total</b>
P.O. #	203113 guidance cabinet	\$306.33
<b>2911</b>	<b>HOLLYDELL SCHOOL</b>	<b>\$45,351.00 Vend Total</b>
P.O. #	200147 OOD#8006275479	\$8,175.60 P
P.O. #	200154 OOD#2798838133	\$8,175.60 P
P.O. #	200155 OOD#6019065987	\$12,648.60 P
P.O. #	200157 OOD#1386752386	\$8,175.60 P
P.O. #	202306 OOD#2436716235	\$8,175.60 P
<b>K537</b>	<b>HOOVER TRUCK CENTERS, INC</b>	<b>\$201.82 Vend Total</b>
P.O. #	103362 PARTS	\$64.97
P.O. #	103389 ELEMENTS ^ FILTERS	\$136.85
<b>3168</b>	<b>KAPLAN EARLY LEARNING CO</b>	<b>\$82.92 Vend Total</b>
P.O. #	203602 Nurse	\$82.92
<b>T102</b>	<b>KELLY SERVICES, INC.</b>	<b>\$16,202.40 Vend Total</b>
P.O. #	204022 SUBSTITUTE BILL W/E 2/27/22	\$2,218.80
P.O. #	204173 SCHOOL SUB PMT W/E 3/4	\$3,837.75
P.O. #	204367 SUB PMT W/E 3/13	\$3,192.75



<b>T102</b>	<b>KELLY SERVICES, INC.</b>	<b>\$16,202.40 Vend Total</b>
P.O. #	204419 SUB PMT W/E 3/20/2022	\$3,128.25
P.O. #	204512 SUB PMT W/E 3/27/2022	\$3,824.85

<b>3222</b>	<b>KINGSWAY LEARNING CENTER</b>	<b>\$192,021.52 Vend Total</b>
P.O. #	200267 OOD#5408799379	\$10,511.16 P
P.O. #	200271 OOD#3736940744	\$10,511.16 P
P.O. #	200273 OOD#3051056748	\$10,511.16 P
P.O. #	200274 OOD#9113498395	\$6,727.16 P
P.O. #	200275 OOD#5482898118	\$6,727.16 P
P.O. #	200277 OOD#9459685894	\$10,511.16 P
P.O. #	200279 OOD#4526117206	\$10,511.16 P
P.O. #	200280 OOD#2933089955	\$6,727.16 P
P.O. #	200285 OOD#4644975825	\$6,727.16 P
P.O. #	200286 OOD#7442043899	\$10,511.16 P
P.O. #	200287 OOD#5359059487	\$10,511.16 P
P.O. #	200288 OOD#1878798523	\$6,727.16 P
P.O. #	200290 OOD#1357789617	\$6,727.16 P
P.O. #	200291 OOD#9920043411	\$6,727.16 P
P.O. #	200292 OOD#4603548134	\$10,511.16 P
P.O. #	200294 OOD#3467389636	\$6,727.16 P
P.O. #	200296 OOD#6878474384	\$6,727.16 P
P.O. #	200299 OOD#9331610218	\$10,511.16 P
P.O. #	200318 No SID in system	\$10,511.16 P
P.O. #	200555 No SID#	\$6,727.16 P
P.O. #	202307 OOD#4786253533	\$6,727.16 P
P.O. #	202503 OOD#7090059749	\$10,511.16 P
P.O. #	203560 AAC evaluation for OOD student	\$375.00
P.O. #	204236 Nursing Services	\$1,275.00
P.O. #	204279 AAC Evaluation for OOD student	\$375.00
P.O. #	204328 Nursing Services	\$375.00

<b>3300</b>	<b>LARC SCHOOL</b>	<b>\$38,781.60 Vend Total</b>
P.O. #	200197 OOD#9681428815	\$6,172.32 P
P.O. #	200198 OOD#1264343381	\$10,132.32 P
P.O. #	200200 OOD#3918541565	\$10,132.32 P
P.O. #	200201 OOD#3928757122	\$6,172.32 P
P.O. #	200202 OOD#5869711660	\$6,172.32 P

<b>3330</b>	<b>LEAP ACADEMY UNIV. HIGH CHARTER SCHOOL</b>	<b>\$35,889.00 Vend Total</b>
P.O. #	200225 2021-2022 CHARTER SCHOOL	\$33,782.00 P
P.O. #	202791 2021-2022 CHARTER SCHOOL	\$2,107.00 P

<b>6336</b>	<b>LEGACY TREATMENT SERVICES, INC.</b>	<b>\$11,806.08 Vend Total</b>
P.O. #	200152 OOD#7468018903	\$11,806.08 P

<b>3390</b>	<b>LINDENWOLD BOARD OF EDUCATION</b>	<b>\$3,277.54 Vend Total</b>
P.O. #	202500 OOD#1783541096	\$3,277.54 P

<b>R776</b>	<b>MARVELOUS VIOLINS CORPORATION</b>	<b>\$1,035.00 Vend Total</b>
P.O. #	202696 violin repair	\$290.00
P.O. #	202697 violin repair	\$745.00
<b>3555</b>	<b>MASSAPEQUA SOCCER SHOP</b>	<b>\$415.35 Vend Total</b>
P.O. #	250526 Athletic Supplies	\$379.40
P.O. #	250537 Athletic Supplies	\$35.95
<b>U771</b>	<b>MEXICAN AMERICAN SCHOOL BOARDS ASSN</b>	<b>\$500.00 Vend Total</b>
P.O. #	204354 Membership 2021-22	\$500.00
<b>3749</b>	<b>MOLINOWSKI; DAN</b>	<b>\$140.00 Vend Total</b>
P.O. #	204272 DOT/CDL PHYSICAL REIMBURSEMENT	\$140.00
<b>3750</b>	<b>MOLINOWSKI; JACQUELINE</b>	<b>\$140.00 Vend Total</b>
P.O. #	204271 DOT/CDL PHYSICAL REIMBURSEMENT	\$140.00
<b>3758</b>	<b>MONROE TWP PUBLIC SCHOOLS</b>	<b>\$10,029.08 Vend Total</b>
P.O. #	200552 OOD#1998750428	\$3,326.72 P
P.O. #	201963 OOD#1708178542	\$1,165.80 P
P.O. #	202675 OOD- NO SID# in Genesis	\$1,906.93 P
P.O. #	202676 OOD-NO SID# in Genesis	\$1,787.56 P
P.O. #	202677 OOD-NO SID# in Genesis	\$1,842.07 P
<b>3780</b>	<b>MOORESTOWN TOWNSHIP PUBLIC SCHOOLS</b>	<b>\$11,103.33 Vend Total</b>
P.O. #	200676 OOD#5821447055	\$11,103.33 P
<b>Z539</b>	<b>MULLICA TOWNSHIP SCHOOL DISTRICT</b>	<b>\$6,594.00 Vend Total</b>
P.O. #	200377 OOD#8489110827	\$6,594.00 P
<b>3837</b>	<b>MUSIC &amp; ARTS CENTER INC.</b>	<b>\$1,722.00 Vend Total</b>
P.O. #	203533 HS Music	\$567.00
P.O. #	203534 HS Music	\$1,155.00
<b>3848</b>	<b>MUSICTIME INC.</b>	<b>\$196.80 Vend Total</b>
P.O. #	203738 Band Music	\$196.80
<b>3987</b>	<b>NJ ASSOC. FOR GIFTED CHILDREN</b>	<b>\$159.00 Vend Total</b>
P.O. #	203824 PD Deb Perez	\$159.00
<b>3991</b>	<b>NJ ASSOC. OF SCHOOL BUSINESS OFFICIALS</b>	<b>\$200.00 Vend Total</b>
P.O. #	203057 PROFESSIONAL DEVELOPMENT	\$200.00 P
<b>4016</b>	<b>NJSCHOOL JOBS.COM</b>	<b>\$350.00 Vend Total</b>
P.O. #	203928 JOB POSTINGS FOR 22/23 SY	\$250.00
P.O. #	204159 JOB POSTINGS FOR THE 22/23 SY	\$100.00
<b>6466</b>	<b>NJSIAA</b>	<b>\$128.00 Vend Total</b>
P.O. #	203732 Wrestling Entry Fee - Dist. 30	\$128.00
<b>0010</b>	<b>NORTHEAST PLUMBING SERVICES, LLC</b>	<b>\$6,557.45 Vend Total</b>
P.O. #	203717 SCHOOL 3 GAS LEAK REPAIR	\$6,557.45

<b>4139</b>	<b>PASSON'S SPORTS</b>	<b>\$783.23 Vend Total</b>
P.O. #	250375 Physical Education Supplies	\$783.23
<b>4146</b>	<b>PAUL'S CUSTOM AWARDS &amp;</b>	<b>\$226.60 Vend Total</b>
P.O. #	200783 office staff name plates	\$42.00
P.O. #	203995 Board Member Service Plaque	\$95.00
P.O. #	204223 Plaques	\$89.60
<b>Z424</b>	<b>PEMBERTON SUPPLY COMPANY LLC</b>	<b>\$5,619.96 Vend Total</b>
P.O. #	203833 ELECTRICAL SUPPLIES	\$237.46
P.O. #	203886 ELECTRICAL SUPPLIES	\$4,572.00
P.O. #	204015 SUPPLIES	\$810.50
<b>4266</b>	<b>PINELAND LEARNING CENTER</b>	<b>\$25,014.00 Vend Total</b>
P.O. #	200148 OOD#1703062003	\$11,198.00 P
P.O. #	200150 OOD#3871925640	\$6,908.00 P
P.O. #	201555 OOD#8579546987	\$6,908.00 P
<b>0601</b>	<b>PIONEER MANUFACTURING COMPANY</b>	<b>\$6,741.00 Vend Total</b>
P.O. #	204097 FIELD PAINT	\$6,741.00
<b>4273</b>	<b>PITNEY BOWES GLOBAL FINANCIAL SERVICES</b>	<b>\$312.00 Vend Total</b>
P.O. #	201152 POSTAGE MACHINE BOE & HS 21/22	\$312.00 P
<b>H138</b>	<b>POWERSCHOOL HOLDINGS, LLC</b>	<b>\$5,246.25 Vend Total</b>
P.O. #	203882 Program Renewal Naviance	\$5,246.25
<b>U294</b>	<b>QUIZZIZZ INC.</b>	<b>\$1,500.00 Vend Total</b>
P.O. #	204085 S/R - ESL Supplies	\$1,500.00
<b>4452</b>	<b>REAL REGIONAL ENRICHMENT LEARNING CENT</b>	<b>\$9,568.00 Vend Total</b>
P.O. #	200553 OOD#4737047949	\$4,784.00 P
P.O. #	200554 OOD#3196874515	\$4,784.00 P
<b>4456</b>	<b>REALLY GOOD STUFF, LLC</b>	<b>\$788.90 Vend Total</b>
P.O. #	203314 Non-Public/SJCA	\$788.90
<b>2992</b>	<b>RICOH USA, INC.</b>	<b>\$14,242.58 Vend Total</b>
P.O. #	200080 DUPLICATOR SERVICE AGREEMENT	\$27.00 P
P.O. #	200176 COPIER LEASE 21/22 CONTRACT	\$13,568.77 P
P.O. #	200449 COPY/PRINTER ABA/ASST SUP	\$492.78 P
P.O. #	204326 COPIER RENTAL	\$154.03
<b>4530</b>	<b>RIDDELL/ALL AMERICAN</b>	<b>\$172.35 Vend Total</b>
P.O. #	201924 Reconditioning for Lacrosse	\$172.35
<b>C412</b>	<b>RIGGINS, INC</b>	<b>\$1,767.00 Vend Total</b>
P.O. #	204468 FUEL OIL MS & BUS GARAGE	\$1,767.00
<b>C586</b>	<b>ROBERT H. HOOVER &amp; SONS INC</b>	<b>\$528.44 Vend Total</b>
P.O. #	203789 MINI 17	\$528.44



<b>4810</b>	<b>SCHOOL SPECIALTY, LLC</b>	<b>\$5,029.08 Vend Total</b>
P.O. #	201344 Supplies for Drone Class	\$1,042.77
P.O. #	202157 ClassrmEducatSuppliesSpEd	\$953.53
P.O. #	203042 Bollendorf - TOY	\$127.70
P.O. #	203272 school 4 - supplies	\$2,351.88
P.O. #	204011 HS World Language	\$520.32
P.O. #	250084 General Classroom Supplies	\$32.88
<b>R213</b>	<b>SEA BOX INC.</b>	<b>\$700.00 Vend Total</b>
P.O. #	200073 CONTAINER RENTAL	\$700.00 P
<b>4873</b>	<b>SERVICE TIRE TRUCK CENTER INC.</b>	<b>\$451.00 Vend Total</b>
P.O. #	204029 MOUNTS/DISMOUNTS/SCRAP	\$451.00
<b>4904</b>	<b>SHERWIN WILLIAMS COMPANY</b>	<b>\$2,264.33 Vend Total</b>
P.O. #	203658 GROUNDS EQUIPEMENT	\$2,007.74
P.O. #	204284 PAINT SUPPLIES FOR THE DISTRIC	\$256.59
<b>4906</b>	<b>SHI INTERNATIONAL CORP.</b>	<b>\$8,000.00 Vend Total</b>
P.O. #	202869 email archive	\$8,000.00
<b>0176</b>	<b>SIMONE; JOANN</b>	<b>\$15.29 Vend Total</b>
P.O. #	204395 MILEAGE REIMBURSEMENT	\$15.29
<b>8255</b>	<b>SMITH; FRANK</b>	<b>\$63.00 Vend Total</b>
P.O. #	204454 baseball assignor	\$63.00
<b>L577</b>	<b>SODEXO OPERATIONS, LLC</b>	<b>\$459.90 Vend Total</b>
P.O. #	204000 LEADERSHIP TRAINING CATERING	\$459.90
<b>5066</b>	<b>SOUTH JERSEY GAS</b>	<b>\$42,945.33 Vend Total</b>
P.O. #	204534 MARCH 2022 GAS SERVICE	\$42,945.33
<b>5127</b>	<b>SPORTS PARADISE</b>	<b>\$751.92 Vend Total</b>
P.O. #	201636 Equipment - Boys Tennis	\$751.92
<b>5121</b>	<b>SPORTSMAN'S</b>	<b>\$783.20 Vend Total</b>
P.O. #	250543 Athletic Supplies	\$783.20
<b>L398</b>	<b>STAN'S SPORT CENTER INC</b>	<b>\$41.85 Vend Total</b>
P.O. #	201624 Equipment - Girls Lacrosse	\$41.85
<b>5158</b>	<b>STAPLES CONTRACT &amp; COMMERCIAL LLC</b>	<b>\$16,684.96 Vend Total</b>
P.O. #	201827 Office Supplies	\$1,574.82
P.O. #	202102 Paper	\$1,549.50
P.O. #	202148 MAIN OFFICE	\$1,714.92
P.O. #	203020 HS Supplies Main Office	\$4,316.70 P
P.O. #	203615 copy paper	\$774.75
P.O. #	203800 Supplies	\$1,668.64
P.O. #	203807 Copy Paper	\$1,266.80
P.O. #	203831 envelopes	\$126.90



<b>5158</b>	<b>STAPLES CONTRACT &amp; COMMERCIAL LLC</b>	<b>\$16,684.96 Vend Total</b>
P.O. #	203908 SUPPLIES	\$229.63
P.O. #	203986 HS Office Supplies	\$1,424.54
P.O. #	203991 Business Office Supplies	\$919.90
P.O. #	204128 Supplies for Athletics Office	\$140.16
P.O. #	204178 Copy Paper	\$929.70
P.O. #	204184 main office	\$25.36
P.O. #	204230 id holders	\$22.64
<b>D486</b>	<b>STEINBERG; ASHLEY</b>	<b>\$76.00 Vend Total</b>
P.O. #	204125 Official - Gr1 Basketball (V)	\$76.00
<b>J474</b>	<b>SUMDOG, INC.</b>	<b>\$550.00 Vend Total</b>
P.O. #	203946 online math subscription,SJCA	\$550.00
<b>3119</b>	<b>T &amp; T SUPPLY CO.</b>	<b>\$438.32 Vend Total</b>
P.O. #	203949 REFRIGERANT FOR THE DISTRICT	\$438.32
<b>5279</b>	<b>TANNER NORTH JERSEY INC.</b>	<b>\$12,452.16 Vend Total</b>
P.O. #	104154 Library Furniture	\$5,786.00
P.O. #	104482 School Furniture	\$4,452.08
P.O. #	201225 HS Furniture	\$603.68
P.O. #	203635 HS Conference Room	\$1,610.40
<b>5387</b>	<b>THE COLLEGE OF NEW JERSEY</b>	<b>\$100.00 Vend Total</b>
P.O. #	203407 EDUCATION INTERVIEW DAY	\$100.00
<b>T261</b>	<b>THE LAMP SAFE, LCC</b>	<b>\$1,573.00 Vend Total</b>
P.O. #	203787 LAMP RECYCLING	\$1,573.00
<b>5424</b>	<b>THE LIBRARY STORE INC.</b>	<b>\$451.24 Vend Total</b>
P.O. #	203616 library order	\$451.24
<b>8567</b>	<b>THE PORT AUTHORITY OF NY &amp; NJ</b>	<b>\$308.00 Vend Total</b>
P.O. #	204224 TOLL VIOLATIONS	\$308.00
<b>R909</b>	<b>TINDALL; CORY</b>	<b>\$85.00 Vend Total</b>
P.O. #	204319 official	\$85.00
<b>Y219</b>	<b>TREASURER STATE OF NJ</b>	<b>\$1,426.00 Vend Total</b>
P.O. #	203915 ELEVATOR INPSECTION FEE	\$1,426.00
<b>5647</b>	<b>TRIPLE CROWN SPORTS INC.</b>	<b>\$602.70 Vend Total</b>
P.O. #	201626 Equipment - Girls Lacrosse	\$284.00
P.O. #	201640 Equipment - Boys Tennis	\$251.40
P.O. #	201679 Equipment - Baseball	\$67.30
<b>5669</b>	<b>TRUSTEES OF THE UNIVERSITY OF PENN</b>	<b>\$450.00 Vend Total</b>
P.O. #	204123 Penn Relays - Girls Track	\$225.00
P.O. #	204124 Penn Relays - Boys Track	\$225.00

<b>0650</b>	<b>UGI ENERGY SERVICES, LLC</b>	<b>\$36,683.80 Vend Total</b>
P.O. #	204096 FEBRUARY 2022 GAS SUPPLIER	\$36,683.80
<b>5720</b>	<b>UNIFORMS FOR ALL SPORTS INC.</b>	<b>\$118.80 Vend Total</b>
P.O. #	201658 Equipment - Boys Tennis	\$118.80
<b>5733</b>	<b>UNITED STATES POSTAL SERVICE</b>	<b>\$15,037.00 Vend Total</b>
P.O. #	204152 Postage	\$15,037.00
<b>5812</b>	<b>VERIZON</b>	<b>\$254.39 Vend Total</b>
P.O. #	204373 MAR 2022 (4) LINES	\$254.39
<b>0181</b>	<b>VERIZON FIOS</b>	<b>\$269.00 Vend Total</b>
P.O. #	204505 FIOS GIGABIT INTERNET MAR	\$269.00
<b>0123</b>	<b>VERIZON WIRELESS</b>	<b>\$534.49 Vend Total</b>
P.O. #	204537 3/24/22 THROUGH 4/23/22	\$534.49
<b>5835</b>	<b>VINELAND BOARD OF EDUCATION</b>	<b>\$19,968.30 Vend Total</b>
P.O. #	203829 OOD#9857627978	\$19,968.30 P
<b>T468</b>	<b>VINELAND PUBLIC CHARTER SCHOOL</b>	<b>\$2,018.00 Vend Total</b>
P.O. #	202790 2021-2022 CHARTER SCHOOL	\$2,018.00 P
<b>7397</b>	<b>VISCIANO; TRACY</b>	<b>\$1,980.00 Vend Total</b>
P.O. #	204524 MARCH TRANSPORTATION	\$1,980.00
<b>5845</b>	<b>VISION SERVICE PLAN - (EA)</b>	<b>\$9,051.98 Vend Total</b>
P.O. #	204311 COBRA FEBRUARY 2022	\$46.74
P.O. #	204502 VISION BENEFITS APRIL 2022	\$9,005.24
<b>5864</b>	<b>W. W. GRAINGER INC.</b>	<b>\$14,272.19 Vend Total</b>
P.O. #	203385 MAINTENANCE SUPPLIES	\$3,104.36
P.O. #	203514 MAINTENANCE SUPPLIES	\$3,017.04
P.O. #	203729 MAINTENANCE SUPPLIES	\$6,420.79
P.O. #	204025 TARPS	\$1,730.00
<b>5887</b>	<b>WALLER; DARCHELLE</b>	<b>\$45.00 Vend Total</b>
P.O. #	203866 REFRESHMENTS STUDENT EVENTS	\$45.00
<b>6068</b>	<b>WINSLOW TWP BOARD OF ED-LUNCHROOM ACC</b>	<b>\$220.00 Vend Total</b>
P.O. #	203939 CATERING SERVICE TOWN HALL MTG	\$150.00
P.O. #	204242 CATERING SERVICES NEGOTIATIONS	\$70.00
<b>0548</b>	<b>WINSLOW TWP SOLAR, LLC</b>	<b>\$31,928.70 Vend Total</b>
P.O. #	204517 MARCH 2022 SOLAR	\$31,928.70
<b>6110</b>	<b>WOLFINGTON BODY CO INC</b>	<b>\$61,818.56 Vend Total</b>
P.O. #	104168 BELT; PULLEY	\$1,521.30
P.O. #	201477 BUS #14	\$608.37
P.O. #	201763 MINI 27 REPAIR	\$36,594.31
P.O. #	202848 PUMP ASSY; HOSES; CALIP	\$3,609.82

<b>6110</b>	<b>WOLFINGTON BODY CO INC</b>	<b>\$61,818.56 Vend Total</b>
P.O. #	203090 PAN SCREW KIT	\$729.51
P.O. #	203202 BUS #71	\$1,459.82
P.O. #	203551 BRAKE CONTROL UNIT	\$4,446.21
P.O. #	203553 SENSOR; INJECTORS	\$3,412.05
P.O. #	203554 FLEET SUPPLIES	\$2,875.73
P.O. #	203575 BATT GRP	\$2,490.12
P.O. #	203643 HOSE; SWITCHES	\$1,454.79
P.O. #	203730 WINDSHIELD	\$288.18
P.O. #	203848 PUMP	\$515.84
P.O. #	203992 HUB; SEAL; HUBCAPS	\$1,527.12
P.O. #	204080 BELTS	\$285.39
<b>D176</b>	<b>Y &amp; S TECHNOLOGIES INC</b>	<b>\$57,900.34 Vend Total</b>
P.O. #	202394 COMPUTERS AND MONITORS 2022-04	\$57,900.34
<b>6166</b>	<b>Y.A.L.E. SCHOOL INC.</b>	<b>\$19,968.44 Vend Total</b>
P.O. #	200206 OOD#2352069365	\$7,338.76 P
P.O. #	201318 OOD#1832576676	\$5,670.86 P
P.O. #	201539 OOD#4356798312	\$6,958.82 P
<b>6167</b>	<b>Y.A.L.E.SCHOOL SOUTHEAST INC</b>	<b>\$20,640.62 Vend Total</b>
P.O. #	200204 OOD#7527212616	\$13,539.02 P
P.O. #	200317 OOD#1833120186	\$7,101.60 P
<b>Total for batch =</b>		<b>\$2,364,257.49</b>

*[Handwritten signature]*  
4.8.22

<b>3729</b>	<b>ESS SUPPORT SERVICES, LLC</b> P.O. # 204325 BASP March payroll	<b>\$25,000.71 Vend Total</b> \$25,000.71
<b>E114</b>	<b>GERGES; SHERY BESHAY</b> P.O. # 204427 BASP Parent Refund	<b>\$490.00 Vend Total</b> \$490.00
<b>8317</b>	<b>MACCARELLA; JACQUELYNN</b> P.O. # 204474 March 2022 Mileage	<b>\$71.41 Vend Total</b> \$71.41
<b>3972</b>	<b>NEXTEL COMMUNICATIONS</b> P.O. # 204175 BASP cellular bill	<b>\$290.97 Vend Total</b> \$290.97
<b>3991</b>	<b>NJ ASSOC. OF SCHOOL BUSINESS OFFICIALS</b> P.O. # 204358 60th Annual Conference	<b>\$275.00 Vend Total</b> \$275.00
<b>5864</b>	<b>W. W. GRAINGER INC.</b> P.O. # 204076 courier box/mailbox for BASP	<b>\$1,310.53 Vend Total</b> \$1,310.53
	<b>Total for batch =</b>	<b>\$27,438.62</b>

*Handwritten signature and date: 4/8/22*



Vendor Bill List  
Food Service

Winslow Twp School District

6560 SODEXO INC. & AFFILIATES  
P.O. # 204408 FEBRUARY 2022 SERVICES

\$277,885.66 Vend Total

\$277,885.66

**Total for batch =**

**\$277,885.66**

*Handwritten signature*

Check Journal  
Rec and Unrec checks

Winslow Twp School District  
Hand and Machine checks

04/07/22 15:53

Starting date 7/1/2021

Ending date 6/30/2022

Chk#	Date	Rec date	Code	Vendor name	Check Comment	Check amount
956769	04/01/22		6398	JOSTENS, INC.		2,000.00
956770	04/01/22		6642	WORLD CLASS VACATIONS		336.00

**Fund Totals**

96	STUDENT ACTIVITY	\$2,336.00
	Total for all checks listed	\$2,336.00

*Handwritten signature*  
4/8/22

Prepared and submitted by: \_\_\_\_\_

Board Secretary

\_\_\_\_\_

Date

Check Journal  
Rec and Unrec checks

Winslow Twp School District  
Hand and Machine checks

04/06/22 09:14

Starting date 3/31/2022 Ending date 3/31/2022

Chk#	Date	Rec date	Code	Vendor name	Check Comment	Check amount
900596	H 03/31/22		4305	POLICE AND FIREMENS RETIREMENT SYSTEM	NORMAL CONTR./ACCR. LIABIL	2,568.00
900597	H 03/31/22		4373	PUBLIC EMPLOYEES' RETIREMENT SYSTEM	GRP LIFE/ ACCR LIAB/NRML CC	793,650.00

**Fund Totals**

11	GENERAL CURRENT EXPENSE	\$793,650.00
95	TRANSITION	\$2,568.00
	Total for all checks listed	\$796,218.00

*[Handwritten signature]*

Prepared and submitted by: \_\_\_\_\_ Date \_\_\_\_\_  
Board Secretary

Check Journal  
Rec and Unrec checks

Winslow Twp School District  
Hand and Machine checks

04/07/22 10:17

Starting date 4/5/2022

Ending date 4/7/2022

Chk#	Date	Rec date	Code	Vendor name	Check Comment	Check amount
139464	04/05/22		X980	CAMDEN COUNTY SOIL CONSERVATION DISTRIC		2,335.00
139465	04/07/22		0217	WEX INC.		75,229.29

**Fund Totals**

11	GENERAL CURRENT EXPENSE	\$75,229.29
12	CAPITAL OUTLAY	\$2,335.00
	Total for all checks listed	\$77,564.29

*[Handwritten signature]*  
4.8.22

Prepared and submitted by: \_\_\_\_\_

Board Secretary

\_\_\_\_\_

Date





TINA  
4.13

# WINSLOW TOWNSHIP SCHOOL DISTRICT DISPOSAL OF SCHOOL PROPERTY REQUEST

School: High School Department: Media Center Date: 9/17/21

Quantity	Description	Tag or Serial #	Est. Age	Condition/Reason
1	Men of Mathematics	T 0010627	84 yrs	duplicate
1	Unfinished Symphony	T 0005144	58 yrs	outdated
1	Hunger Fighters	T 0010576	93 yrs	outdated
1	Crusaders for Freedom	T 0010557	59 yrs	broken binding
1	Hunger Games	T 27590	13 yrs	1st of 11 copies
1	Hunger Games	T 0029812	13 yrs	2nd of 11 copies
1	Hunger Games	T 0029807	13 yrs	3rd of 11 copies
1	Hunger Games	T 0029815	13 yrs	4th of 11 copies
1	Hunger Games	28204	13 yrs	5th of 11 copies
1	Hunger Games	T 0029809	13 yrs	6th of 11 copies
1	Hunger Games	T 0029813	13 yrs	7th of 11 copies
1	Hunger Games	T 0029806	13 yrs	8th of 11 copies


Location of items for disposal: Media Center - below circulation desk

Action to be taken to be determined by the Board Secretary:

- Deliver items to Building Supervisor to be destroyed.
- HOLD! Item will be sold at public sale.
- Hold for administrative review.


\_\_\_\_\_  
Board Secretary

Signatures:

  
Supervisor/Department Chair


  
Principal

  
Superintendent/Designee



A work request (with a copy of the approved form attached) will be required for the maintenance department to transfer materials and/or equipment.

Submit requests to dispose of books to the office of the Assistant Superintendent's on the appropriate form.







# SCHOOL BUS EMERGENCY EVACUATION DRILL REPORT

School Bus emergency evacuation drills shall be conducted twice each school year according to the New Jersey Administrative Code (NJAC 6A:27-11.2).

Emergency evacuation drills and safety education

EXHIBIT NO. XIB:18a

(a). School administrators shall organize and conduct emergency exit drills at least twice within the school year for all students who are transported to and from school.

1. All other students shall receive school bus evacuation instruction at least once within the school year.

(b). The school bus driver and bus aide shall participate in the emergency exit drills.

(c). Drills shall be conducted on school property and shall be supervised by the principal or person assigned to act in a supervisory capacity.

(d). Drills shall be documented in the minutes of the local board of education at the first board meeting following the completion of the emergency exit drill. The minutes shall include, but are not limited to, the following:

1. Date of the drill;
2. Time of day the drill was conducted;
3. School name;
4. Location of the drill;
5. Route number(s) included in the drill; and
6. Name of school principal, or person(s) assigned, who supervised the drill.

## REPORT OF THE COMPLETION OF THE SCHOOL BUS EMERGENCY EVACUATION DRILL TO THE BOARD OF EDUCATION

Date of the school bus emergency evacuation drill: November 12, 2021

Time of day the drill was conducted: 9:00 AM

School Name: Winslow Township School #1

Location of the Emergency Evacuation Drill: school driveway/parking lot

Route Number(s): 3,13,14,16,17,18,22,29,30,35,36,46,110,113,115,121,201

Name of the school principal/person(s) overseeing the drill: Nathan Davis, Principal

Other information relative to the emergency evacuation drill:

---

---

---



# SCHOOL BUS EMERGENCY EVACUATION DRILL REPORT

**School Bus emergency evacuation drills shall be conducted twice each school year according to the New Jersey Administrative Code (NJAC 6A:27-11.2).**

Emergency evacuation drills and safety education

(a). School administrators shall organize and conduct emergency exit drills at least twice within the school year for all students who are transported to and from school.

1. All other students shall receive school bus evacuation instruction at least once within the school year.

(b). The school bus driver and bus aide shall participate in the emergency exit drills.

(c). Drills shall be conducted on school property and shall be supervised by the principal or person assigned to act in a supervisory capacity.

(d). Drills shall be documented in the minutes of the local board of education at the first board meeting following the completion of the emergency exit drill. The minutes shall include, but are not limited to, the following:

1. Date of the drill;
2. Time of day the drill was conducted;
3. School name;
4. Location of the drill;
5. Route number(s) included in the drill; and
6. Name of school principal, or person(s) assigned, who supervised the drill.

## REPORT OF THE COMPLETION OF THE SCHOOL BUS EMERGENCY EVACUATION DRILL TO THE BOARD OF EDUCATION

Date of the school bus emergency evacuation drill: November 12, 2021

Time of day the drill was conducted: 9:00 AM

School Name: Winslow Township School #2

Location of the Emergency Evacuation Drill: school driveway/parking lot

Route Number(s): 5,7,11,15,21,23,25,27,37,44,105,107,108,109,118,D-4

Name of the school principal/person(s) overseeing the drill: Lori Kelly, Principal

Other information relative to the emergency evacuation drill:

---

---

---

# SCHOOL BUS EMERGENCY EVACUATION DRILL REPORT

**School Bus emergency evacuation drills shall be conducted twice each school year according to the New Jersey Administrative Code (NJAC 6A:27-11.2).**

Emergency evacuation drills and safety education

(a). School administrators shall organize and conduct emergency exit drills at least twice within the school year for all students who are transported to and from school.

1. All other students shall receive school bus evacuation instruction at least once within the school year.

(b). The school bus driver and bus aide shall participate in the emergency exit drills.

(c). Drills shall be conducted on school property and shall be supervised by the principal or person assigned to act in a supervisory capacity.

(d). Drills shall be documented in the minutes of the local board of education at the first board meeting following the completion of the emergency exit drill. The minutes shall include, but are not limited to, the following:

1. Date of the drill;
2. Time of day the drill was conducted;
3. School name;
4. Location of the drill;
5. Route number(s) included in the drill; and
6. Name of school principal, or person(s) assigned, who supervised the drill.

## REPORT OF THE COMPLETION OF THE SCHOOL BUS EMERGENCY EVACUATION DRILL TO THE BOARD OF EDUCATION

Date of the school bus emergency evacuation drill: November 12, 2021

Time of day the drill was conducted: 9:00 AM

School Name: Winslow Township School #3

Location of the Emergency Evacuation Drill: school driveway/parking lot

Route Number(s): 20,24,28,40,42,43,61,102,106,111,114,122,200,D-2

Name of the school principal/person(s) overseeing the drill: Tamika Floyd, Principal

Other information relative to the emergency evacuation drill:

evacuation dates cover two evacuations for cohort A and two evacuations for cohort B

# SCHOOL BUS EMERGENCY EVACUATION DRILL REPORT

**School Bus emergency evacuation drills shall be conducted twice each school year according to the New Jersey Administrative Code (NJAC 6A:27-11.2).**

Emergency evacuation drills and safety education

(a). School administrators shall organize and conduct emergency exit drills at least twice within the school year for all students who are transported to and from school.

1. All other students shall receive school bus evacuation instruction at least once within the school year.

(b). The school bus driver and bus aide shall participate in the emergency exit drills.

(c). Drills shall be conducted on school property and shall be supervised by the principal or person assigned to act in a supervisory capacity.

(d). Drills shall be documented in the minutes of the local board of education at the first board meeting following the completion of the emergency exit drill. The minutes shall include, but are not limited to, the following:

1. Date of the drill;
2. Time of day the drill was conducted;
3. School name;
4. Location of the drill;
5. Route number(s) included in the drill; and
6. Name of school principal, or person(s) assigned, who supervised the drill.

## REPORT OF THE COMPLETION OF THE SCHOOL BUS EMERGENCY EVACUATION DRILL TO THE BOARD OF EDUCATION

Date of the school bus emergency evacuation drill: November 12, 2021

Time of day the drill was conducted: 9:00 AM

School Name: Winslow Township School #4

Location of the Emergency Evacuation Drill: school driveway/parking lot

Route Number(s): 1,2,4,6,10,12,19,38,45,103,104,112,119,120

Name of the school principal/person(s) overseeing the drill: Sheresa Clements, Principal

Other information relative to the emergency evacuation drill:

---

---

---



# SCHOOL BUS EMERGENCY EVACUATION DRILL REPORT

**School Bus emergency evacuation drills shall be conducted twice each school year according to the New Jersey Administrative Code (NJAC 6A:27-11.2).**

Emergency evacuation drills and safety education

(a). School administrators shall organize and conduct emergency exit drills at least twice within the school year for all students who are transported to and from school.

1. All other students shall receive school bus evacuation instruction at least once within the school year.

(b). The school bus driver and bus aide shall participate in the emergency exit drills.

(c). Drills shall be conducted on school property and shall be supervised by the principal or person assigned to act in a supervisory capacity.

(d). Drills shall be documented in the minutes of the local board of education at the first board meeting following the completion of the emergency exit drill. The minutes shall include, but are not limited to, the following:

1. Date of the drill;
2. Time of day the drill was conducted;
3. School name;
4. Location of the drill;
5. Route number(s) included in the drill; and
6. Name of school principal, or person(s) assigned, who supervised the drill.

## REPORT OF THE COMPLETION OF THE SCHOOL BUS EMERGENCY EVACUATION DRILL TO THE BOARD OF EDUCATION

**Date of the school bus emergency evacuation drill:** November 10, 2021

**Time of day the drill was conducted:** 8:30 AM

**School Name:** Winslow Township School #5

**Location of the Emergency Evacuation Drill:** school driveway/parking lot

**Route Number(s):** 3,7,12,13,14,15,16,17,18,19,21,23,25,27,29, route numbers continued below

**Name of the school principal/person(s) overseeing the drill:** Nyhton Carter, Principal

**Other information relative to the emergency evacuation drill:**

30,40,61,105,106,107,108,109,110,119,121,201,D-2,D-4



# SCHOOL BUS EMERGENCY EVACUATION DRILL REPORT

**School Bus emergency evacuation drills shall be conducted twice each school year according to the New Jersey Administrative Code (NJAC 6A:27-11.2).**

Emergency evacuation drills and safety education

(a). School administrators shall organize and conduct emergency exit drills at least twice within the school year for all students who are transported to and from school.

1. All other students shall receive school bus evacuation instruction at least once within the school year.

(b). The school bus driver and bus aide shall participate in the emergency exit drills.

(c). Drills shall be conducted on school property and shall be supervised by the principal or person assigned to act in a supervisory capacity.

(d). Drills shall be documented in the minutes of the local board of education at the first board meeting following the completion of the emergency exit drill. The minutes shall include, but are not limited to, the following:

1. Date of the drill;
2. Time of day the drill was conducted;
3. School name;
4. Location of the drill;
5. Route number(s) included in the drill; and
6. Name of school principal, or person(s) assigned, who supervised the drill.

## REPORT OF THE COMPLETION OF THE SCHOOL BUS EMERGENCY EVACUATION DRILL TO THE BOARD OF EDUCATION

**Date of the school bus emergency evacuation drill:** November 10, 2021

**Time of day the drill was conducted:** 8:30 AM

**School Name:** Winslow Township School #6

**Location of the Emergency Evacuation Drill:** school driveway/parking lot

**Route Number(s):** 1,2,4,5,6,10,11,20,22,24,28,37, route numbers continued below

**Name of the school principal/person(s) overseeing the drill:** Glen Jackson, Principal

**Other information relative to the emergency evacuation drill:**

43,102,103,104,115,117,200

\_\_\_\_\_  
\_\_\_\_\_

# SCHOOL BUS EMERGENCY EVACUATION DRILL REPORT

School Bus emergency evacuation drills shall be conducted twice each school year according to the New Jersey Administrative Code (NJAC 6A:27-11.2).

Emergency evacuation drills and safety education

(a). School administrators shall organize and conduct emergency exit drills at least twice within the school year for all students who are transported to and from school.

1. All other students shall receive school bus evacuation instruction at least once within the school year.

(b). The school bus driver and bus aide shall participate in the emergency exit drills.

(c). Drills shall be conducted on school property and shall be supervised by the principal or person assigned to act in a supervisory capacity.

(d). Drills shall be documented in the minutes of the local board of education at the first board meeting following the completion of the emergency exit drill. The minutes shall include, but are not limited to, the following:

1. Date of the drill;
2. Time of day the drill was conducted;
3. School name;
4. Location of the drill;
5. Route number(s) included in the drill; and
6. Name of school principal, or person(s) assigned, who supervised the drill.

## REPORT OF THE COMPLETION OF THE SCHOOL BUS EMERGENCY EVACUATION DRILL TO THE BOARD OF EDUCATION

Date of the school bus emergency evacuation drill: November 9, 2021

Time of day the drill was conducted: 7:55 AM

School Name: Winslow Township Middle School

Location of the Emergency Evacuation Drill: school driveway/parking lot

Route Number(s): 1,2,3,4,6,7,10,11,13,14,15,16,17,19, route numbers continued below

Name of the school principal/person(s) overseeing the drill: Stella Nwanguma, Principal

Other information relative to the emergency evacuation drill:

21,22,23,24,25,27,28,30,61,103,104,105,106,109,110,111,118,121,200,201



# SCHOOL BUS EMERGENCY EVACUATION DRILL REPORT

School Bus emergency evacuation drills shall be conducted twice each school year according to the New Jersey Administrative Code (NJAC 6A:27-11.2).

Emergency evacuation drills and safety education

(a). School administrators shall organize and conduct emergency exit drills at least twice within the school year for all students who are transported to and from school.

1. All other students shall receive school bus evacuation instruction at least once within the school year.

(b). The school bus driver and bus aide shall participate in the emergency exit drills.

(c). Drills shall be conducted on school property and shall be supervised by the principal or person assigned to act in a supervisory capacity.

(d). Drills shall be documented in the minutes of the local board of education at the first board meeting following the completion of the emergency exit drill. The minutes shall include, but are not limited to, the following:

1. Date of the drill;
2. Time of day the drill was conducted;
3. School name;
4. Location of the drill;
5. Route number(s) included in the drill; and
6. Name of school principal, or person(s) assigned, who supervised the drill.

## REPORT OF THE COMPLETION OF THE SCHOOL BUS EMERGENCY EVACUATION DRILL TO THE BOARD OF EDUCATION

Date of the school bus emergency evacuation drill: November 8, 2021

Time of day the drill was conducted: 6:50 AM

School Name: Winslow Township High School

Location of the Emergency Evacuation Drill: school driveway/parking lot

Route Number(s): 1,2,3,4,5,6,7,10,11,13,14,15,16,17,18,19,20, route numbers continued below

Name of the school principal/person(s) overseeing the drill: Kurt Marella, Principal

Other information relative to the emergency evacuation drill:

21,22,23,24,25,27,28,29,30,31,32,33,34,35,36,42,43,61,102,103,104,105,106,107,108,109,110,112,115,118

200,201,D-1, D-3

# SCHOOL BUS EMERGENCY EVACUATION DRILL REPORT

School Bus emergency evacuation drills shall be conducted twice each school year according to the New Jersey Administrative Code (NJAC 6A:27-11.2).

Emergency evacuation drills and safety education

EXHIBIT NO. XIB: 18b

(a). School administrators shall organize and conduct emergency exit drills at least twice within the school year for all students who are transported to and from school.

1. All other students shall receive school bus evacuation instruction at least once within the school year.

(b). The school bus driver and bus aide shall participate in the emergency exit drills.

(c). Drills shall be conducted on school property and shall be supervised by the principal or person assigned to act in a supervisory capacity.

(d). Drills shall be documented in the minutes of the local board of education at the first board meeting following the completion of the emergency exit drill. The minutes shall include, but are not limited to, the following:

1. Date of the drill;
2. Time of day the drill was conducted;
3. School name;
4. Location of the drill;
5. Route number(s) included in the drill; and
6. Name of school principal, or person(s) assigned, who supervised the drill.

## REPORT OF THE COMPLETION OF THE SCHOOL BUS EMERGENCY EVACUATION DRILL TO THE BOARD OF EDUCATION

Date of the school bus emergency evacuation drill: March 28, 2022

Time of day the drill was conducted: 9:00 AM

School Name: Winslow Township School #1

Location of the Emergency Evacuation Drill: school driveway/parking lot

Route Number(s): 3,13,14,16,17,18,22,29,30,35,36,46,110,113,115,121,201

Name of the school principal/person(s) overseeing the drill: Nathan Davis, Principal

Other information relative to the emergency evacuation drill:



# SCHOOL BUS EMERGENCY EVACUATION DRILL REPORT

**School Bus emergency evacuation drills shall be conducted twice each school year according to the New Jersey Administrative Code (NJAC 6A:27-11.2).**

Emergency evacuation drills and safety education

(a). School administrators shall organize and conduct emergency exit drills at least twice within the school year for all students who are transported to and from school.

1. All other students shall receive school bus evacuation instruction at least once within the school year.

(b). The school bus driver and bus aide shall participate in the emergency exit drills.

(c). Drills shall be conducted on school property and shall be supervised by the principal or person assigned to act in a supervisory capacity.

(d). Drills shall be documented in the minutes of the local board of education at the first board meeting following the completion of the emergency exit drill. The minutes shall include, but are not limited to, the following:

1. Date of the drill;
2. Time of day the drill was conducted;
3. School name;
4. Location of the drill;
5. Route number(s) included in the drill; and
6. Name of school principal, or person(s) assigned, who supervised the drill.

## REPORT OF THE COMPLETION OF THE SCHOOL BUS EMERGENCY EVACUATION DRILL TO THE BOARD OF EDUCATION

Date of the school bus emergency evacuation drill: March 28, 2022

Time of day the drill was conducted: 9:00 AM

School Name: Winslow Township School #2

Location of the Emergency Evacuation Drill: school driveway/parking lot

Route Number(s): 5,7,11,15,21,23,25,27,37,44,105,107,108,109,118,D-4

Name of the school principal/person(s) overseeing the drill: Lori Kelly, Principal

Other information relative to the emergency evacuation drill:

---

---

---

# SCHOOL BUS EMERGENCY EVACUATION DRILL REPORT

School Bus emergency evacuation drills shall be conducted twice each school year according to the New Jersey Administrative Code (NJAC 6A:27-11.2).

Emergency evacuation drills and safety education

(a). School administrators shall organize and conduct emergency exit drills at least twice within the school year for all students who are transported to and from school.

1. All other students shall receive school bus evacuation instruction at least once within the school year.

(b). The school bus driver and bus aide shall participate in the emergency exit drills.

(c). Drills shall be conducted on school property and shall be supervised by the principal or person assigned to act in a supervisory capacity.

(d). Drills shall be documented in the minutes of the local board of education at the first board meeting following the completion of the emergency exit drill. The minutes shall include, but are not limited to, the following:

1. Date of the drill;
2. Time of day the drill was conducted;
3. School name;
4. Location of the drill;
5. Route number(s) included in the drill; and
6. Name of school principal, or person(s) assigned, who supervised the drill.

## REPORT OF THE COMPLETION OF THE SCHOOL BUS EMERGENCY EVACUATION DRILL TO THE BOARD OF EDUCATION

Date of the school bus emergency evacuation drill: March 28, 2022

Time of day the drill was conducted: 9:00 AM

School Name: Winslow Township School #3

Location of the Emergency Evacuation Drill: school driveway/parking lot

Route Number(s): 20,24,28,40,42,43,61,102,106,111,114,122,200,D-2

Name of the school principal/person(s) overseeing the drill: Tamika Floyd, Principal

Other information relative to the emergency evacuation drill:

evacuation dates cover two evacuations for cohort A and two evacuations for cohort B



# SCHOOL BUS EMERGENCY EVACUATION DRILL REPORT

School Bus emergency evacuation drills shall be conducted twice each school year according to the New Jersey Administrative Code (NJAC 6A:27-11.2).

Emergency evacuation drills and safety education

- (a). School administrators shall organize and conduct emergency exit drills at least twice within the school year for all students who are transported to and from school.
1. All other students shall receive school bus evacuation instruction at least once within the school year.
- (b). The school bus driver and bus aide shall participate in the emergency exit drills.
- (c). Drills shall be conducted on school property and shall be supervised by the principal or person assigned to act in a supervisory capacity.
- (d). Drills shall be documented in the minutes of the local board of education at the first board meeting following the completion of the emergency exit drill. The minutes shall include, but are not limited to, the following:
1. Date of the drill;
  2. Time of day the drill was conducted;
  3. School name;
  4. Location of the drill;
  5. Route number(s) included in the drill; and
  6. Name of school principal, or person(s) assigned, who supervised the drill.

## REPORT OF THE COMPLETION OF THE SCHOOL BUS EMERGENCY EVACUATION DRILL TO THE BOARD OF EDUCATION

Date of the school bus emergency evacuation drill: March 28, 2022

Time of day the drill was conducted: 9:00 AM

School Name: Winslow Township School #4

Location of the Emergency Evacuation Drill: school driveway/parking lot

Route Number(s): 1,2,4,6,10,12,19,38,45,103,104,112,119,120

Name of the school principal/person(s) overseeing the drill: Sheresa Clements, Prinicpal

Other information relative to the emergency evacuation drill:

# SCHOOL BUS EMERGENCY EVACUATION DRILL REPORT

**School Bus emergency evacuation drills shall be conducted twice each school year according to the New Jersey Administrative Code (NJAC 6A:27-11.2).**

Emergency evacuation drills and safety education

(a). School administrators shall organize and conduct emergency exit drills at least twice within the school year for all students who are transported to and from school.

1. All other students shall receive school bus evacuation instruction at least once within the school year.

(b). The school bus driver and bus aide shall participate in the emergency exit drills.

(c). Drills shall be conducted on school property and shall be supervised by the principal or person assigned to act in a supervisory capacity.

(d). Drills shall be documented in the minutes of the local board of education at the first board meeting following the completion of the emergency exit drill. The minutes shall include, but are not limited to, the following:

1. Date of the drill;
2. Time of day the drill was conducted;
3. School name;
4. Location of the drill;
5. Route number(s) included in the drill; and
6. Name of school principal, or person(s) assigned, who supervised the drill.

## REPORT OF THE COMPLETION OF THE SCHOOL BUS EMERGENCY EVACUATION DRILL TO THE BOARD OF EDUCATION

Date of the school bus emergency evacuation drill: March 23, 2022

Time of day the drill was conducted: 8:30 AM

School Name: Winslow Township School #5

Location of the Emergency Evacuation Drill: school driveway/parking lot

Route Number(s): 3,7,12,13,14,15,16,17,18,19,21,23,25,27,29, route numbers continued below

Name of the school principal/person(s) overseeing the drill: Nythron Carter, Principal

Other information relative to the emergency evacuation drill:

30,40,61,105,106,107,108,109,110,119,121,201,D-2,D-4



# SCHOOL BUS EMERGENCY EVACUATION DRILL REPORT

**School Bus emergency evacuation drills shall be conducted twice each school year according to the New Jersey Administrative Code (NJAC 6A:27-11.2).**

Emergency evacuation drills and safety education

(a). School administrators shall organize and conduct emergency exit drills at least twice within the school year for all students who are transported to and from school.

1. All other students shall receive school bus evacuation instruction at least once within the school year.

(b). The school bus driver and bus aide shall participate in the emergency exit drills.

(c). Drills shall be conducted on school property and shall be supervised by the principal or person assigned to act in a supervisory capacity.

(d). Drills shall be documented in the minutes of the local board of education at the first board meeting following the completion of the emergency exit drill. The minutes shall include, but are not limited to, the following:

1. Date of the drill;
2. Time of day the drill was conducted;
3. School name;
4. Location of the drill;
5. Route number(s) included in the drill; and
6. Name of school principal, or person(s) assigned, who supervised the drill.

## REPORT OF THE COMPLETION OF THE SCHOOL BUS EMERGENCY EVACUATION DRILL TO THE BOARD OF EDUCATION

Date of the school bus emergency evacuation drill: March 28, 2022

Time of day the drill was conducted: 8:30 AM

School Name: Winslow Township School #6

Location of the Emergency Evacuation Drill: school driveway/parking lot

Route Number(s): 1,2,4,5,6,10,11,20,22,24,28,37, route numbers contintued below

Name of the school principal/person(s) overseeing the drill: Glen Jackson, Prinicipal

Other information relative to the emergency evacuation drill:

43,102,103,104,115,117,200

# SCHOOL BUS EMERGENCY EVACUATION DRILL REPORT

**School Bus emergency evacuation drills shall be conducted twice each school year according to the New Jersey Administrative Code (NJAC 6A:27-11.2).**

Emergency evacuation drills and safety education

(a). School administrators shall organize and conduct emergency exit drills at least twice within the school year for all students who are transported to and from school.

1. All other students shall receive school bus evacuation instruction at least once within the school year.

(b). The school bus driver and bus aide shall participate in the emergency exit drills.

(c). Drills shall be conducted on school property and shall be supervised by the principal or person assigned to act in a supervisory capacity.

(d). Drills shall be documented in the minutes of the local board of education at the first board meeting following the completion of the emergency exit drill. The minutes shall include, but are not limited to, the following:

1. Date of the drill;
2. Time of day the drill was conducted;
3. School name;
4. Location of the drill;
5. Route number(s) included in the drill; and
6. Name of school principal, or person(s) assigned, who supervised the drill.

## REPORT OF THE COMPLETION OF THE SCHOOL BUS EMERGENCY EVACUATION DRILL TO THE BOARD OF EDUCATION

Date of the school bus emergency evacuation drill: March 22, 2022

Time of day the drill was conducted: 7:55 AM

School Name: Winslow Township Middle School

Location of the Emergency Evacuation Drill: school driveway/parking lot

Route Number(s): 1,2,3,4,6,7,10,11,13,14,15,16,17,19, route numbers contintued below

Name of the school principal/person(s) overseeing the drill: Stella Nwanguma, Prinicpal

Other information relative to the emergency evacuation drill:

21,22,23,24,25,27,28,30,61,103,104,105,106,109,110,111,118,121,200,201



# SCHOOL BUS EMERGENCY EVACUATION DRILL REPORT

School Bus emergency evacuation drills shall be conducted twice each school year according to the New Jersey Administrative Code (NJAC 6A:27-11.2).

Emergency evacuation drills and safety education

(a). School administrators shall organize and conduct emergency exit drills at least twice within the school year for all students who are transported to and from school.

1. All other students shall receive school bus evacuation instruction at least once within the school year.

(b). The school bus driver and bus aide shall participate in the emergency exit drills.

(c). Drills shall be conducted on school property and shall be supervised by the principal or person assigned to act in a supervisory capacity.

(d). Drills shall be documented in the minutes of the local board of education at the first board meeting following the completion of the emergency exit drill. The minutes shall include, but are not limited to, the following:

1. Date of the drill;
2. Time of day the drill was conducted;
3. School name;
4. Location of the drill;
5. Route number(s) included in the drill; and
6. Name of school principal, or person(s) assigned, who supervised the drill.

## REPORT OF THE COMPLETION OF THE SCHOOL BUS EMERGENCY EVACUATION DRILL TO THE BOARD OF EDUCATION

Date of the school bus emergency evacuation drill: March 21, 2022

Time of day the drill was conducted: 6:50 AM

School Name: Winslow Township High School

Location of the Emergency Evacuation Drill: school driveway/parking lot

Route Number(s): 1,2,3,4,5,6,7,10,11,13,14,15,16,17,18,19,20, route numbers continued below

Name of the school principal/person(s) overseeing the drill: Kurt Marella, Principal

Other information relative to the emergency evacuation drill:

21,22,23,24,25,27,28,29,30,31,32,33,34,35,36,42,43,61,102,103,104,105,106,107,108,109,110,112,115,118

200,201,D-1, D-3