



1st Quarter Summary

In this report you will find information on how Sodexo is committed to deliver on a strong financial position, how we have grown your program, established programs on nutrition education and wellness, engage our employees and work with local companies to support the community.

Thank you for your support.

Sincerely,
Colleen Lillich
General Manager
Winslow Township School District

Sound Financial Position

Our commitment to the district is to keep a positive nutrition fund balance and achieve our guarantee. As of September Sodexo has earned \$85,143.42 toward it's \$300,455.69 guarantee. We well on track to attain our guarantee.

Sodexo Has Hosted Several Caterings in the District

1. Participated in Winslow Township Family Day.
2. Welcome Back Teachers Breakfast for School 1, School 5, School 6, Middle School and High School.
3. Provided lunch for The Before and After Care Opening Meeting.

Free Breakfast and Lunch Program:

The Winslow Township School District's Food Service (Sodexo) has served and delivered over 500,000 meals to families in need in the last school year. This was accomplished during school closings, remote and hybrid. Our staff has done a tremendous job preparing these meals

Safety First

Our commitment to safety continues with our entire year being injury free. Our commitment as a Quality of Life Company, involves safety every day. We want to make sure our staff, as well as all our customers, feels safe in the amazing food environment that we strive to provide each day!

Each year we have a safety audit in our district to evaluate our food safety practices as well as our environmental safety practices. We strive to keep our customers safe as well as our staff. Our staff is committed to a safe work environment and a safe eating experience. We received 100% in both of our safety audits this year.



District: Winslow Twp School District
 Month / Year: Aug 31, 2021

Monthly Transfer Report NJ

Line	Budget Category	Account	(col 1)	(col 2)	(col 3)	(col 4)	(col 5)	(col 6)	(col 7)	(col 8)
			Original Budget	Revenues Allowed NJAC - 6A: 23A-13.3(d)	Original Budget For 10% Calc	Maximum Transfer Amount	YTD Net Transfers to / (from)	% Change of Transfers YTD	Remaining Allowable Balance From	Remaining Allowable Balance To
			Data	Data	Col1+Col2	Col3 * .1	8/31/2021 + or - Data	Col5/Col3	Col4+Col5	Col4-Col5
03200	TOTAL REGULAR PROGRAMS - INSTRUCTION	11-1XX-100-XXX	28,710,894	2,988,691	31,699,585	3,169,959	(4,499)	-0.01%	3,165,460	3,174,457
10300 11160 12160 40580 41080	Total Special Education - Instruction, Total Basic Skills/Remedial - Instruct., Total Bilingual Education - Instruction, Total Undistributed Expend - Speech, OT., Total Undist. Expend. - Other Supp. Serv	11-2XX-100-XXX 11-000-216, 217	18,239,592	1,431,600	19,671,192	1,967,119	(2,536,139)	-12.89%	(569,020)	4,503,258
15180	TOTAL VOCATIONAL PROGRAMS	11-3XX-100-XXX	0	0	0	0	0	0.00%	0	0
17100 17600 19620 20620 21620 22620 23620 25100	Total School-Sponsored Co/Extra Curricular, Total School-Sponsored Athletics - Instr, Total Before/After School Programs, Total Summer School, Total Instructional Alternative Educatio, Total Other Supplemental/At-Risk Program, Total Other Alternative Education Progra, Total Other Instructional Programs - Ins	11-4XX-X00-XXX	1,166,183	146,691	1,312,874	131,287	0	0.00%	131,287	131,287
27100	Total Community Services Programs/Operat	11-800-330-XXX	0	0	0	0	0	0.00%	0	0
29100	Total Undistributed Expenditures - Instr	11-000-100-XXX	7,733,035	38,665	7,771,700	777,170	2,534,056	32.61%	3,311,226	(1,756,886)
29680 30620 41660 42200 43620	Total Undistributed Expenditures - Atten, Total Undistributed Expenditures - Health, Total Undist. Expend. - Guidance, Total Undist. Expend. - Child Study Team, Total Undist. Expend. - Edu. Media Serv.	11-000-211, 213, 218, 219, 222	5,412,826	685,861	6,098,687	609,869	4,189	0.07%	614,058	605,680
43200 44180	Total Undist. Expend. - Improvement of I, Total Undist. Expend. - Instructional St	11-000-221, 223	852,861	82,134	934,995	93,500	0	0.00%	93,500	93,500
45300	Support Serv. - General Admin	11-000-230-XXX	1,608,249	19,672	1,627,921	162,792	0	0.00%	162,792	162,792
46160	Support Serv. - School Admin	11-000-240-XXX	3,786,555	393,499	4,180,054	418,005	0	0.00%	418,005	418,005
47200 47620	Total Undist. Expend. - Central Services, Total Undist. Expend. - Admin. Info, Tec	11-000-25X-XXX	2,244,385	202,403	2,446,788	244,679	0	0.00%	244,679	244,679
51120	Total Undist. Expend. - Oper. & Maint. O	11-000-26X-XXX	7,925,806	278,216	8,204,022	820,402	(36,631)	-0.45%	783,771	857,034
52480	Total Undist. Expend. - Student Transpor	11-000-270-XXX	7,918,446	401,036	8,319,482	831,948	(20,746)	-0.25%	811,202	852,694
71260	TOTAL PERSONNEL SERVICES -EMPLOYEE	11-XXX-XXX-2XX	15,287,538	51,270	15,338,808	1,533,881	0	0.00%	1,533,881	1,533,881
72020	Total Undistributed Expenditures - Food	11-000-310-XXX	0	0	0	0	0	0.00%	0	0
72120 72122	Transfer of Property Sale Proceeds Res., Transfer of Property Sale Proceeds CDL	11-000-520-934	0	0	0	0	0	0.00%	0	0
72160	Increase in Sale/Lease-back Reserve	10-605	0	0	0	0	0	0.00%	0	0
72180	Interest Earned on Maintenance Reserve	10-606	500	0	500	50	0	0.00%	50	50
72200	Increase in Maintenance Reserve	10-606	0	0	0	0	0	0.00%	0	0
72220	Increase in Current Expense Emergency Re	10-607	0	0	0	0	0	0.00%	0	0
72240 72245 72246 72247	Interest Earned on Current Exp. Emergenc, Increase in Bus Adv. Res. for Fuel Costs, Increase in IMPACT Aid Reserve (General), Increase in IMPACT Aid Reserve (Capital)	10-607	0	0	0	0	0	0.00%	0	0
72260	TOTAL GENERAL CURRENT EXPENSE		100,886,870	6,719,738	107,606,608	10,760,661	(59,770)	-0.06%	10,700,891	10,820,431

District: Winslow Twp School District


Monthly Transfer Report NJ

Page 2 of 2

Month / Year: Aug 31, 2021

10/14/21

Line	Budget Category	Account	(col 1)	(col 2)	(col 3)	(col 4)	(col 5)	(col 6)	(col 7)	(col 8)
			Original Budget	Revenues Allowed NJAC - 6A: 23A-13.3(d)	Original Budget For 10% Calc	Maximum Transfer Amount	YTD Net Transfers to / (from) 8/31/2021	% Change of Transfers YTD	Remaining Allowable Balance From	Remaining Allowable Balance To
			Data	Data	Col1+Col2	Col3 * .1	+ or - Data	Col5/Col3	Col4+Col5	Col4-Col5
75880	TOTAL EQUIPMENT	12-XXX-XXX-73X	770,000	801,192	1,571,192	157,119	59,770	3.80%	216,889	97,349
76260	Total Facilities Acquisition and Constru	12-000-4XX-XXX	6,992,429	0	6,992,429	699,243	0	0.00%	699,243	699,243
76320	Capital Reserve -- Transfer to Capital Pr	12-000-4XX-931	0	0	0	0	0	0.00%	0	0
76340	Capital Reserve -- Transfer to Debt Servi	12-000-4XX-933	0	0	0	0	0	0.00%	0	0
76360	Increase in Capital Reserve	10-604	0	0	0	0	0	0.00%	0	0
76380 76385	Interest Deposit to Capital Reserve, IMPACT Aid Reserve (Cap) Tr to Cap Proj	10-604	100	0	100	10	0	0.00%	10	10
76400	TOTAL CAPITAL OUTLAY		7,762,529	801,192	8,563,721	856,372	59,770	0.70%	916,142	796,602
83080	TOTAL SPECIAL SCHOOLS	13-XXX-XXX-XXX	0	0	0	0	0	0.00%	0	0
84000 84005	Transfer of Funds to Charter Schools, Transfer of Funds to Renaiss Schools	10-000-100-56X	639,128	0	639,128	63,913	0	0.00%	63,913	63,913
84020	General Fund Contrib. to School-based Bu	10-000-520-930	0	0	0	0	0	0.00%	0	0
84060	GENERAL FUND GRAND TOTAL		109,288,527	7,520,930	116,809,458	11,680,946	0	0.00%	11,680,946	11,680,946



School Business Administrator Signature

10.22.21

Date

Transfers by Transfer Number

Winslow Twp School District

Start date 8/1/2021

End date 8/31/2021

TR#	Transfer Description	Amount	To Account	From Account
13277	08/02/21 Trf for tuition and CST travel	56,000.00	11-000-100-566-000-10 TUITION TO PRIVATE SCHOO	- - - - -
		5,500.00	11-000-219-580-151-00 CST Travel	- - - - -
		56,000.00	- - - - -	11-000-217-320-000-10 PURCHASED PROFESSIONAL E
		5,500.00	- - - - -	11-000-219-500-000-10 CST OTHER PURCH SVCS
13212	08/05/21 Trf for Arch Serv HS HVAC	84,000.00	30-000-400-334-806-08 AR/ENG SVCS- UNIT VENT REPL	30-000-400-800-806-08 OTHER OBJ - UNIT VENT REP HS
13213	08/05/21 Trf for R.U.I.C. charge	1,200.00	11-000-251-330-000-13 PURCHASE PROF SERVICES	11-000-251-330-000-17 PURCHASED PROF SERVICES
13228	08/09/21 Tech Repairs	565.00	11-190-100-340-000-07 PURCHASED TECH SERVICE	11-190-100-610-160-07 GENERALS SUPPLIES
13278	08/10/21 Trf for Hotspots - July 2021	1,102.29	11-190-100-340-000-01 PURCHASED TECH SERVICE	11-000-270-615-000-16 TRANSPORTATION SUPPLIES
		722.19	11-190-100-340-000-02 PURCHASED TECH SERVICE	11-000-270-615-000-16 TRANSPORTATION SUPPLIES
		456.12	11-190-100-340-000-03 PURCHASED TECH SERVICE	11-000-270-615-000-16 TRANSPORTATION SUPPLIES
		1,140.30	11-190-100-340-000-04 PURCHASED TECH SERVICE	11-000-270-615-000-16 TRANSPORTATION SUPPLIES
		1,786.47	11-190-100-340-000-05 PURCHASED TECH SERVICE	11-000-270-615-000-16 TRANSPORTATION SUPPLIES
		1,330.35	11-190-100-340-000-06 PURCHASED TECH SERVICE	11-000-270-615-000-16 TRANSPORTATION SUPPLIES
		1,577.41	11-190-100-340-000-07 PURCHASED TECH SERVICE	11-000-270-615-000-16 TRANSPORTATION SUPPLIES
		2,546.67	11-190-100-340-000-08 PURCHASED TECH SVCS	11-000-270-615-000-16 TRANSPORTATION SUPPLIES
		4,485.18	11-190-100-340-000-17 PURCHASED TECHNICAL SERV.	11-000-270-615-000-16 TRANSPORTATION SUPPLIES
13338	08/13/21 SetUp Ch192 193 Expense 21-22	16,088.00	20-502-100-320-000-00 192-193 NON PUB COMP ED	- - - - -
13339	08/13/21 SetUp Ch192 193 Expense 21-22	8,577.00	- - - - -	20-506-100-320-000-00 192-193 NON PUB SUP INST
		1,352.00	- - - - -	20-507-100-320-000-00 192-193 NP INIT EX-ANNL
		6,376.00	- - - - -	20-508-100-320-000-00 192-193 NON PUB CORR SPE
13279	08/17/21 Trf for Curriculum Filing Sys	8,091.72	12-000-221-732-000-20 NON-INSTR EQUIP-ASST SUPT	11-190-100-610-000-20 GENERAL SUPPLIES
13280	08/17/21 Trf for Projector in Conf Rm	5,352.00	12-000-251-732-000-17 NON INSTRUCT EQUIP	11-190-100-610-000-20 GENERAL SUPPLIES
13281	08/17/21 Svc Mtn Contract Gym Sound Sys	824.88	11-190-100-340-000-07 PURCHASED TECH SERVICE	11-190-100-610-160-07 GENERALS SUPPLIES
13284	08/18/21 Trf for Gym Rep and Window Rep	11,000.00	11-000-261-420-000-04 CLEAN, REPAIR, MAINT #4	11-000-262-420-000-15 CLEANING, REPAIR & MAINT
13303	08/19/21 Trf for 1 to 1 Aides	59,220.00	11-000-100-566-000-10 TUITION TO PRIVATE SCHOO	11-000-217-320-000-10 PURCHASED PROFESSIONAL E
13292	08/20/21 Trf for AED inspections	5,500.00	20-098-200-500-000-00 FY21 SAFETY GRT - OTHER	20-098-200-600-000-00 FY21 SAFETY GRT - SUPPLIES
13293	08/20/21 Set up All to Save Enrgy S4 JM	125.00	20-001-100-600-000-04 ALL TO SAVE ENER - S4 JM SUP	- - - - -
13294	08/20/21 Set up All to Save Enrgy S4 SF	125.00	20-002-100-600-000-04 ALL TO SAVE ENER - S4 SF SUP	- - - - -
13297	08/23/21 Trf for Lead Water testing	1,700.00	11-000-261-421-000-15 LEAD TESTING OF DRINKING	11-000-261-420-000-01 CLEAN, REPAIR, MAINT #1

Transfers by Transfer Number

Winslow Twp School District

Start date 8/1/2021

End date 8/31/2021

10/14/21 11:09

TR#	Transfer Description	Amount	To Account	From Account
13297	08/23/21 Trf for Lead Water testing	1,700.00	11-000-261-421-000-15 LEAD TESTING OF DRINKING	11-000-261-420-000-02 CLEAN, REPAIR MAINT #2
		1,700.00	11-000-261-421-000-15 LEAD TESTING OF DRINKING	11-000-261-420-000-03 CLEAN, REPAIR, MAINT #3
		600.00	11-000-261-421-000-15 LEAD TESTING OF DRINKING	11-000-261-420-000-04 CLEAN, REPAIR, MAINT #4
		1,900.00	11-000-261-421-000-15 LEAD TESTING OF DRINKING	11-000-261-420-000-05 CLEAN, REPAIR, MAINT #5
		1,900.00	11-000-261-421-000-15 LEAD TESTING OF DRINKING	11-000-261-420-000-06 CLEAN, REPAIR, MAINT #6
		2,100.00	11-000-261-421-000-15 LEAD TESTING OF DRINKING	11-000-261-420-000-07 CLEAN, REPAIR, MAINT MS
		2,500.00	11-000-261-421-000-15 LEAD TESTING OF DRINKING	11-000-261-420-000-08 CLEAN, REPAIR, MAINT HS
		13328	08/30/21 Set up All to Save En Sch 1	250.00
13329	08/31/21 Trf for OOD Tuition and equip	150,000.00	11-000-100-566-000-10 TUITION TO PRIVATE SCHOO	- - - - -
		4,095.96	12-000-219-732-000-10 NON-INSTRUCTIONAL	- - - - -
		150,000.00	- - - - -	11-000-216-320-000-10 PURCHASED PROFESSIONAL E
		4,095.96	- - - - -	11-213-100-610-000-10 GENERAL SUPPLIES
13368	08/31/21 Trf for Tuition and CEIFA dedu	50,000.00	11-000-100-562-000-10 TUITION TO OTH LEA IN NJ	11-000-100-561-000-10 TUITION TO OTH LEA IN NJ
		45,000.00	11-000-100-565-000-10 TUITION TO COUNTY SPEC S	11-000-100-561-000-10 TUITION TO OTH LEA IN NJ
		764,085.50	Report Total	

Report of the Secretary to the Board of Education
Winslow Twp School District

Starting date 7/1/2021 Ending date 8/31/2021 Fund: 10 GENERAL FUND

Assets and Resources

Assets:			
101	Cash in bank		\$19,995,634.74
			\$0.00
102 - 106	Cash Equivalents		\$0.00
111	Investments		\$10,178,360.76
116	Capital Reserve Account		\$4,377,291.72
117	Maintenance Reserve Account		\$0.00
118	Emergency Reserve Account		\$50,577,965.00
121	Tax levy Receivable		
Accounts Receivable:			
		\$16,249.87	
132	Interfund		
		\$46,011,133.17	
141	Intergovernmental - State		\$0.00
142	Intergovernmental - Federal		\$0.00
143	Intergovernmental - Other		
		\$3,180,039.14	\$49,207,422.18
153, 154	Other (net of estimated uncollectable of \$ _____)		
Loans Receivable:			
		\$0.00	
131	Interfund		\$0.00
		\$0.00	\$0.00
151, 152	Other (Net of estimated uncollectable of \$ _____)		\$0.00
Other Current Assets			
Resources:			
		\$99,103,834.00	
301	Estimated revenues		\$289,569.46
		(\$98,814,264.54)	
302	Less revenues		
Total assets and resources			<u>\$134,626,243.86</u>

Starting date 7/1/2021 Ending date 8/31/2021 Fund: 10 GENERAL FUND

Liabilities and Fund Equity

Liabilities:

411	Intergovernmental accounts payable - state		\$0.00
421	Accounts payable		\$724,504.63
431	Contracts payable		\$0.00
451	Loans payable		\$0.00
481	Deferred revenues		\$0.00
	Other current liabilities		\$4,871.01
	Total liabilities		\$729,375.64

Fund Balance:

Appropriated:

753,754	Reserve for encumbrances		\$78,187,945.70
761	Capital reserve account - July	\$10,178,360.76	
604	Add: Increase in capital reserve	\$0.00	
307	Less: Bud. w/d cap. reserve eligible costs	\$0.00	
309	Less: Bud. w/d cap. reserve excess costs	\$0.00	\$10,178,360.76
764	Maintenance reserve account - July	\$4,377,291.72	
606	Add: Increase in maintenance reserve	\$0.00	
310	Less: Bud. w/d from maintenance reserve	\$0.00	\$4,377,291.72
766	Reserve for Cur. Exp. Emergencies - July	\$0.00	
607	Add: Increase in cur. exp. emer. reserve	\$0.00	
312	Less: Bud. w/d from cur. exp. emer. reserve	\$0.00	\$0.00
762	Adult education programs		\$0.00
750-752,76x	Other reserves		
601	Appropriations	\$116,809,457.69	
602	Less: Expenditures	(\$6,642,529.80)	
	Less: Encumbrances	(\$78,187,945.70)	(\$84,830,475.50)
	Total appropriated		\$124,722,580.37

Unappropriated:

770	Fund balance, July 1		\$9,174,287.85
771	Designated fund balance		\$0.00
303	Budgeted fund balance		\$0.00
	Total fund balance		\$133,896,868.22
	Total liabilities and fund equity		<u>\$134,626,243.86</u>

Starting date 7/1/2021 Ending date 8/31/2021 Fund: 10 GENERAL FUND

Recapitulation of Budgeted Fund Balance:

	<u>Budgeted</u>	<u>Actual</u>	<u>Variance</u>
Appropriations	\$116,809,457.69	\$84,830,475.50	\$31,978,982.19
Revenues	(\$99,103,834.00)	(\$98,814,264.54)	(\$289,569.46)
Subtotal	<u>\$17,705,623.69</u>	<u>(\$13,983,789.04)</u>	<u>\$31,689,412.73</u>
Change in capital reserve account:			
Plus - Increase in reserve	\$0.00	\$0.00	\$0.00
Less - Withdrawal from reserve	\$0.00	\$0.00	\$0.00
Subtotal	<u>\$17,705,623.69</u>	<u>(\$13,983,789.04)</u>	<u>\$31,689,412.73</u>
Change in maintenance reserve account:			
Plus - Increase in reserve	\$0.00	\$0.00	\$0.00
Less - Withdrawal from reserve	\$0.00	\$0.00	\$0.00
Subtotal	<u>\$17,705,623.69</u>	<u>(\$13,983,789.04)</u>	<u>\$31,689,412.73</u>
Change in emergency reserve account:			
Plus - Increase in reserve	\$0.00	\$0.00	\$0.00
Less - Withdrawal from reserve	\$0.00	\$0.00	\$0.00
Subtotal	<u>\$17,705,623.69</u>	<u>(\$13,983,789.04)</u>	<u>\$31,689,412.73</u>
Less: Adjustment for prior year	(\$17,705,623.69)	(\$17,705,623.69)	\$0.00
Budgeted fund balance	<u>\$0.00</u>	<u>(\$31,689,412.73)</u>	<u>\$31,689,412.73</u>

Prepared and submitted by:


Board Secretary

10.22.21

Date

Report of the Secretary to the Board of Education
Winslow Twp School District

Starting date 7/1/2021 Ending date 8/31/2021 Fund: 10 GENERAL FUND

		Org Budget	Transfers	Budget Est	Actual	Over/Under	Unrealized
Revenues:							
00370	SUBTOTAL – Revenues from Local Sources	54,364,508	0	54,364,508	54,307,136	Under	57,372
00520	SUBTOTAL – Revenues from State Sources	44,494,923	0	44,494,923	44,494,923		0
00570	SUBTOTAL – Revenues from Federal Sources	244,403	0	244,403	12,205	Under	232,198
Total		99,103,834	0	99,103,834	98,814,265		289,569
		Org Budget	Transfers	Adj Budget	Expended	Encumber	Available
Expenditures:							
03200	TOTAL REGULAR PROGRAMS - INSTRUCTION	28,710,894	2,984,192	31,695,087	747,792	28,010,870	2,936,425
10300	Total Special Education - Instruction	10,987,815	1,181,929	12,169,745	15,234	10,342,251	1,812,260
11160	Total Basic Skills/Remedial – Instruct.	490,833	41,057	531,890	0	531,294	596
12160	Total Bilingual Education – Instruction	322,177	38,835	361,012	195	360,712	105
17100	Total School-Sponsored Co/Extra Curricular	349,500	64,497	413,997	1,725	356,772	55,500
17600	Total School-Sponsored Athletics – Instr	816,683	82,195	898,878	14,091	724,727	160,060
29180	Total Undistributed Expenditures - Instr	7,733,035	2,572,721	10,305,756	741,433	6,639,612	2,924,711
29680	Total Undistributed Expenditures – Atten	106,850	5,699	112,549	9,867	57,732	44,950
30620	Total Undistributed Expenditures – Health	852,335	139,705	992,040	6,992	922,091	62,957
40580	Total Undistributed Expend – Speech, OT,	2,070,950	32,579	2,103,529	16,998	1,797,011	289,520
41080	Total Undist. Expend. – Other Supp. Serv	4,367,817	(2,398,940)	1,968,877	98,845	22,756	1,847,276
41660	Total Undist. Expend. – Guidance	1,198,597	168,299	1,366,896	24,711	1,323,911	18,274
42200	Total Undist. Expend. – Child Study Team	2,781,531	298,369	3,079,900	296,919	2,704,032	78,949
43200	Total Undist. Expend. – Improvement of I	768,361	69,382	837,743	130,034	614,597	93,111
43620	Total Undist. Expend. – Edu. Media Serv.	473,513	77,978	551,491	3,035	391,372	157,085
44180	Total Undist. Expend. – Instructional St	84,500	12,753	97,253	2,587	50,166	44,500
45300	Support Serv. - General Admin	1,608,249	19,672	1,627,921	137,651	303,836	1,186,434
46160	Support Serv. - School Admin	3,786,555	393,499	4,180,054	586,459	3,503,908	89,687
47200	Total Undist. Expend. – Central Services	1,447,337	173,750	1,621,087	174,433	1,147,406	299,248
47620	Total Undist. Expend. – Admin. Info. Tec	797,048	28,653	825,701	77,142	611,993	136,566
51120	Total Undist. Expend. – Oper. & Maint. O	7,925,806	241,585	8,167,391	979,717	3,876,668	3,311,006
52480	Total Undist. Expend. – Student Transpor	7,918,446	380,290	8,298,736	253,114	3,262,200	4,783,421
71260	TOTAL PERSONNEL SERVICES –EMPLOYEE	15,287,538	51,270	15,338,808	2,209,622	9,245,874	3,883,311
72180	Interest Earned on Maintenance Reserve	500	0	500	0	0	500
75880	TOTAL EQUIPMENT	770,000	860,962	1,630,962	0	860,962	770,000
76260	Total Facilities Acquisition and Constru	6,992,429	0	6,992,429	0	0	6,992,429
76380	Interest Deposit to Capital Reserve	100	0	100	0	0	100
84000	Transfer of Funds to Charter Schools	639,128	0	639,128	113,935	525,193	0
Total		109,288,527	7,520,930	116,809,458	6,642,530	78,187,946	31,978,982

Report of the Secretary to the Board of Education
Winslow Twp School District

Starting date 7/1/2021 Ending date 8/31/2021 Fund: 10 GENERAL FUND

			Org Budget	Transfers	Budget Est	Actual	Over/Under	Unrealized
Revenues:								
00100	10-1210	Local Tax Levy	51,577,965	0	51,577,965	51,577,965		0
00150	10-1320	Tuition from LEAs Within State	2,705,943	0	2,705,943	2,705,943		0
00170	10-1340	Tuition from Other Sources	0	0	0	0		0
00250	10-14[2-4]0	Transportation Fees from Other LEAs	0	0	0	0		0
00260	10-1910	Rents and Royalties	10,000	0	10,000	0	Under	10,000
00300	10-1__	Unrestricted Miscellaneous Revenues	70,600	0	70,600	23,228	Under	47,372
00420	10-3121	Categorical Transportation Aid	1,156,164	0	1,156,164	1,156,164		0
00430	10-3131	Extraordinary Aid	200,000	0	200,000	200,000		0
00440	10-3132	Categorical Special Education Aid	3,528,089	0	3,528,089	3,528,089		0
00460	10-3176	Equalization Aid	38,221,252	0	38,221,252	38,221,252		0
00470	10-3177	Categorical Security Aid	1,389,418	0	1,389,418	1,389,418		0
00500	10-3__	Other State Aids	0	0	0	0		0
00540	10-4200	Medicaid Reimbursement	244,403	0	244,403	12,205	Under	232,198
Total			99,103,834	0	99,103,834	98,814,265		289,569
			Org Budget	Transfers	Adj Budget	Expended	Encumber	Available
Expenditures:								
02040	11-105-100-935	Local Contribution – Transfer to Special	695,261	0	695,261	695,261	0	0
02080	11-110-__-101	Kindergarten – Salaries of Teachers	1,284,413	175,175	1,459,588	0	1,459,588	0
02100	11-120-__-101	Grades 1-5 – Salaries of Teachers	10,028,948	1,163,965	11,192,913	0	11,192,913	0
02120	11-130-__-101	Grades 6-8 – Salaries of Teachers	5,704,183	580,919	6,285,102	0	6,285,102	0
02140	11-140-__-101	Grades 9-12 – Salaries of Teachers	7,592,003	840,423	8,432,425	0	8,432,425	0
02500	11-150-100-101	Salaries of Teachers	10,000	5,422	15,422	962	14,460	0
02540	11-150-100-320	Purchased Professional – Educational Ser	10,000	0	10,000	0	0	10,000
03000	11-190-1__-106	Other Salaries for Instruction	13,000	11,845	24,845	131	24,714	0
03020	11-190-1__-320	Purchased Professional – Educational Ser	1,033,480	0	1,033,480	0	0	1,033,480
03040	11-190-1__-340	Purchased Technical Services	181,700	23,400	205,100	0	11,744	193,356
03060	11-190-1__-[4-5]	Other Purchased Services (400-500 series	174,838	(3,671)	171,167	19,389	97,754	54,025
03080	11-190-1__-610	General Supplies	1,411,828	173,596	1,585,424	31,057	416,058	1,138,309
03100	11-190-1__-640	Textbooks	564,661	12,513	577,174	0	76,111	501,062
03120	11-190-1__-8__	Other Objects	6,580	605	7,185	992	0	6,193
04500	11-204-100-101	Salaries of Teachers	1,336,604	157,698	1,494,303	0	1,494,303	0
04540	11-204-100-320	Purchased Professional-Educational Servi	408,800	0	408,800	0	0	408,800
04600	11-204-100-610	General Supplies	4,700	280	4,980	274	900	3,805
06000	11-209-100-101	Salaries of Teachers	327,256	49,867	377,123	0	377,123	0
06040	11-209-100-320	Purchased Professional-Educational Servi	121,500	0	121,500	0	0	121,500
06100	11-209-100-610	General Supplies	800	198	998	94	462	442
06500	11-212-100-101	Salaries of Teachers	983,174	149,712	1,132,887	0	1,132,887	0
06540	11-212-100-320	Purchased Professional-Educational Servi	218,700	0	218,700	0	0	218,700
06600	11-212-100-610	General Supplies	17,999	277	18,276	87	4,131	14,059
07000	11-213-100-101	Salaries of Teachers	5,943,353	696,823	6,640,176	0	6,640,176	0
07040	11-213-100-320	Purchased Professional-Educational Servi	704,700	0	704,700	0	0	704,700
07100	11-213-100-610	General Supplies	32,880	10,622	43,503	14,306	6,859	22,338

Starting date 7/1/2021 Ending date 8/31/2021 Fund: 10 GENERAL FUND

Expenditures:			Org Budget	Transfers	Adj Budget	Expended	Encumber	Available
08500	11-216-100-101	Salaries of Teachers	558,949	64,911	623,860	0	623,860	0
08540	11-216-100-320	Purchased Professional-Educational Servi	243,000	0	243,000	0	0	243,000
08600	11-216-100-6__	General Supplies	3,900	0	3,900	120	364	3,416
09260	11-219-100-101	Salaries of Teachers	30,000	31,540	61,540	353	61,187	0
09300	11-219-100-320	Purchased Professional-Educational Servi	51,500	20,000	71,500	0	0	71,500
11000	11-230-100-101	Salaries of Teachers	490,237	41,057	531,294	0	531,294	0
11100	11-230-100-610	General Supplies	596	0	596	0	0	596
12000	11-240-100-101	Salaries of Teachers	321,877	38,835	360,712	0	360,712	0
12100	11-240-100-610	General Supplies	300	0	300	195	0	105
17000	11-401-100-1__	Salaries	294,000	64,497	358,497	1,725	356,772	0
17020	11-401-100-[3-5]	Purchased Services (300-500 series)	38,000	0	38,000	0	0	38,000
17040	11-401-100-6__	Supplies and Materials	15,000	0	15,000	0	0	15,000
17060	11-401-100-8__	Other Objects	2,500	0	2,500	0	0	2,500
17500	11-402-100-1__	Salaries	582,583	56,656	639,239	0	639,239	0
17520	11-402-100-[3-5]	Purchased Services (300-500 series)	90,000	13,170	103,170	350	18,602	84,218
17540	11-402-100-6__	Supplies and Materials	115,600	12,369	127,969	6,716	65,417	55,835
17560	11-402-100-8__	Other Objects	28,500	0	28,500	7,025	1,468	20,007
29000	11-000-100-561	Tuition to Other LEAs within the State -	559,776	(395,841)	163,935	0	37,298	126,637
29020	11-000-100-562	Tuition to Other LEAs within the State -	263,824	275,387	539,211	27,803	264,478	246,929
29040	11-000-100-563	Tuition to County Voc. School District-R	1,222,306	0	1,222,306	2,300	0	1,220,006
29080	11-000-100-565	Tuition to CSSD & Regular Day Schools	834,461	66,618	901,079	14,028	60,784	826,267
29100	11-000-100-566	Tuition to Priv. School for the Disabled	4,563,679	2,626,558	7,190,237	697,302	6,277,052	215,882
29140	11-000-100-568	Tuition – State Facilities	39,872	0	39,872	0	0	39,872
29160	11-000-100-569	Tuition – Other	249,117	0	249,117	0	0	249,117
29500	11-000-211-1__	Salaries	61,850	5,699	67,549	9,867	57,682	0
29660	11-000-211-8__	Other Objects	45,000	0	45,000	0	50	44,950
30500	11-000-213-1__	Salaries	772,202	137,566	909,768	3,300	906,468	0
30540	11-000-213-3__	Purchased Professional and Technical Ser	56,833	0	56,833	1,395	2,750	52,688
30560	11-000-213-[4-5]	Other Purchased Services (400-500 series)	400	0	400	0	0	400
30580	11-000-213-6__	Supplies and Materials	22,900	2,139	25,039	2,297	12,873	9,869
40500	11-000-216-1__	Salaries	1,614,831	186,472	1,801,303	8,140	1,793,163	0
40520	11-000-216-320	Purchased Professional – Educational Ser	455,119	(153,893)	301,226	8,858	3,848	288,520
40540	11-000-216-6__	Supplies and Materials	1,000	0	1,000	0	0	1,000
41020	11-000-217-320	Purchased Professional – Educational Ser	4,367,817	(2,398,940)	1,968,877	98,845	22,756	1,847,276
41500	11-000-218-104	Salaries of Other Professional Staff	1,035,985	147,939	1,183,924	0	1,183,924	0
41520	11-000-218-105	Salaries of Secretarial and Clerical Ass	137,642	20,360	158,002	23,857	134,145	0
41580	11-000-218-390	Other Purchased Professional & Technical	9,000	0	9,000	0	0	9,000
41600	11-000-218-[4-5]	Other Purchased Services (400-500 series)	5,570	0	5,570	433	2,165	2,973
41620	11-000-218-6__	Supplies and Materials	7,400	0	7,400	36	3,678	3,686
41640	11-000-218-8__	Other Objects	3,000	0	3,000	385	0	2,615
42000	11-000-219-104	Salaries of Other Professional Staff	2,377,365	226,285	2,603,650	222,447	2,381,203	0

Starting date 7/1/2021 Ending date 8/31/2021 Fund: 10 GENERAL FUND

Expenditures:			Org Budget	Transfers	Adj Budget	Expended	Encumber	Available
42020	11-000-219-105	Salaries of Secretarial and Clerical Ass	311,805	48,912	360,717	52,047	308,670	0
42100	11-000-219-[4-5]	Other Purchased Services (400-500 series	30,000	0	30,000	90	0	29,910
42140	11-000-219-592	Misc. Purch. Svc. (400-500 series O/than	11,336	0	11,336	866	4,329	6,141
42160	11-000-219-6__	Supplies and Materials	51,025	23,172	74,197	21,470	9,830	42,898
43000	11-000-221-102	Salaries of Supervisor of Instruction	485,130	40,379	525,509	78,611	446,898	0
43020	11-000-221-104	Salaries of Other Professional Staff	100	100	200	0	200	0
43040	11-000-221-105	Salaries of Secretarial & Clerical Assis	64,533	13,067	77,600	10,755	66,845	0
43060	11-000-221-110	Other Salaries	12,000	0	12,000	0	12,000	0
43100	11-000-221-320	Purchased Prof. – Educational Services	20,000	1,500	21,500	6,010	9,983	5,507
43120	11-000-221-390	Other Purch. Professional & Technical Se	165,000	8,909	173,909	27,938	74,222	71,749
43140	11-000-221-[4-5]	Other Purch. Services (400-500 series)	10,598	0	10,598	1,294	4,449	4,855
43160	11-000-221-6__	Supplies and Materials	6,720	5,426	12,146	5,426	0	6,720
43180	11-000-221-8__	Other Objects	4,280	0	4,280	0	0	4,280
43500	11-000-222-1__	Salaries	301,009	73,789	374,798	0	374,798	0
43540	11-000-222-3__	Purchased Professional and Technical Ser	145,800	0	145,800	0	0	145,800
43560	11-000-222-[4-5]	Other Purchased Services (400-500 series	9,554	3,692	13,246	1,199	5,997	6,050
43580	11-000-222-6__	Supplies and Materials	17,150	497	17,647	1,836	10,577	5,235
44060	11-000-223-110	Other Salaries	40,000	12,753	52,753	2,587	50,166	0
44080	11-000-223-320	Purchased Professional – Educational Ser	40,000	0	40,000	0	0	40,000
44120	11-000-223-[4-5]	Other Purch. Services (400-500 series)	4,500	0	4,500	0	0	4,500
45000	11-000-230-1__	Salaries	327,717	1,750	329,467	54,720	274,748	0
45040	11-000-230-331	Legal Services	200,000	0	200,000	0	0	200,000
45060	11-000-230-332	Audit Fees	80,000	0	80,000	0	0	80,000
45080	11-000-230-334	Architectural/Engineering Services	80,000	10,456	90,456	2,531	11,175	76,750
45100	11-000-230-339	Other Purchased Professional Services	23,400	0	23,400	0	4,290	19,110
45140	11-000-230-530	Communications/Telephone	501,232	5,716	506,948	23,185	6,167	477,597
45160	11-000-230-585	BOE Other Purchased Services	12,500	0	12,500	0	1,199	11,301
45180	11-000-230-590	Misc Purch Services (400-500 series, O/T	102,900	1,750	104,650	31,294	3,100	70,256
45200	11-000-230-610	General Supplies	25,500	0	25,500	392	150	24,958
45240	11-000-230-820	Judgments against the School District	205,000	0	205,000	0	0	205,000
45260	11-000-230-890	Miscellaneous Expenditures	15,000	0	15,000	200	3,008	11,792
45280	11-000-230-895	BOE Membership Dues and Fees	35,000	0	35,000	25,330	0	9,670
46000	11-000-240-103	Salaries of Principals/Assistant Princip	2,190,239	160,675	2,350,914	350,219	2,000,695	0
46020	11-000-240-104	Salaries of Other Professional Staff	293,730	22,901	316,631	48,588	268,043	0
46040	11-000-240-105	Salaries of Secretarial and Clerical Ass	1,168,352	187,472	1,355,824	171,932	1,183,893	0
46080	11-000-240-3__	Purchased Professional and Technical Ser	500	0	500	0	0	500
46100	11-000-240-[4-5]	Other Purchased Services (400-500 series	55,464	0	55,464	1,503	7,514	46,448
46120	11-000-240-6__	Supplies and Materials	55,800	22,450	78,250	1,901	39,394	36,955
46140	11-000-240-8__	Other Objects	22,470	0	22,470	12,317	4,369	5,784
47000	11-000-251-1__	Salaries	1,106,883	169,748	1,276,631	158,477	1,118,154	0
47020	11-000-251-330	Purchased Professional Services	152,000	0	152,000	9,902	2,400	139,698

Starting date 7/1/2021 Ending date 8/31/2021 Fund: 10 GENERAL FUND

Expenditures:			Org Budget	Transfers	Adj Budget	Expended	Encumber	Available
47040	11-000-251-340	Purchased Technical Services	46,500	0	46,500	0	14,910	31,590
47060	11-000-251-592	Misc. Purch. Services (400-500 Series, O	39,954	14,002	53,956	5,312	8,863	39,782
47100	11-000-251-6__	Supplies and Materials	91,000	(10,000)	81,000	417	3,080	77,504
47180	11-000-251-890	Other Objects	11,000	0	11,000	325	0	10,675
47500	11-000-252-1__	Salaries	209,939	22,213	232,152	34,989	197,162	0
47540	11-000-252-340	Purchased Technical Services	446,000	6,440	452,440	36,889	400,118	15,433
47560	11-000-252-[4-5]	Other Purchased Services (400-500 series	131,109	0	131,109	2,943	14,713	113,453
47580	11-000-252-6__	Supplies and Materials	10,000	0	10,000	2,321	0	7,679
48520	11-000-261-420	Cleaning, Repair, and Maintenance Servic	380,000	189,692	569,692	55,319	354,941	159,432
49000	11-000-262-1__	Salaries	56,504	4,335	60,839	9,417	51,422	0
49040	11-000-262-3__	Purchased Professional and Technical Ser	29,800	0	29,800	4,896	24,480	424
49060	11-000-262-420	Cleaning, Repair, and Maintenance Svc.	4,005,200	(9,302)	3,995,898	696,339	3,225,113	74,445
49120	11-000-262-490	Other Purchased Property Services	325,000	0	325,000	45,502	0	279,498
49140	11-000-262-520	Insurance	525,000	0	525,000	0	0	525,000
49180	11-000-262-610	General Supplies	410,000	(19,256)	390,744	19,198	80,987	290,558
49200	11-000-262-621	Energy (Natural Gas)	495,000	0	495,000	3,371	0	491,629
49220	11-000-262-622	Energy (Electricity)	1,247,000	0	1,247,000	124,678	0	1,122,322
49240	11-000-262-624	Energy (Oil)	15,000	0	15,000	0	0	15,000
50040	11-000-263-420	Cleaning, Repair, and Maintenance Svc.	295,000	68,545	363,545	20,970	49,896	292,679
50060	11-000-263-610	General Supplies	10,000	2,177	12,177	26	3,131	9,020
51000	11-000-266-1__	Salaries	81,302	5,395	86,697	0	86,697	0
51060	11-000-266-610	General Supplies	51,000	0	51,000	0	0	51,000
52020	11-000-270-160	Sal. For Pupil Trans (Bet Home & Sch) -	2,611,622	272,419	2,884,040	140,421	2,743,619	0
52040	11-000-270-161	Sal. For Pupil Trans (Bet Home & Sch) -	271,140	32,817	303,957	0	303,957	0
52100	11-000-270-350	Management Fee - ESC & CTSA Trans. Prog	75,000	0	75,000	0	7,685	67,315
52120	11-000-270-390	Other Purchased Prof. and Technical Serv	314,200	0	314,200	0	0	314,200
52140	11-000-270-420	Cleaning, Repair, & Maint. Services	294,418	17,323	311,741	30,246	18,733	262,763
52160	11-000-270-442	Rental Payments - School Buses	5,000	0	5,000	0	0	5,000
52200	11-000-270-503	Contract Serv.-Aid in Lieu Pymts-Non-Pub	325,000	0	325,000	0	0	325,000
52220	11-000-270-504	Contract Serv-Aid in Lieu Pymts-Charter	3,000	0	3,000	0	0	3,000
52240	11-000-270-505	Contract Serv-Aid in Lieu Pymts-Choice S	150,000	0	150,000	0	0	150,000
52260	11-000-270-511	Contract Services (Bet. Home & Sch) -Ven	2,500	0	2,500	0	0	2,500
52300	11-000-270-513	Contr Serv (Bet. Home & Sch) - Joint Agr	360	0	360	0	0	360
52320	11-000-270-514	Contract Serv. (Sp Ed Stds) - Vendors	50,000	0	50,000	810	3,510	45,680
52360	11-000-270-517	Contract Serv. (Reg. Students) - ESCs &	814,000	0	814,000	0	3,048	810,952
52380	11-000-270-518	Contract Serv. (Spl. Ed. Students) - ESC	860,000	0	860,000	0	125,231	734,769
52400	11-000-270-593	Misc. Purchased Services - Transportatio	300,000	800	300,800	0	22,052	278,748
52420	11-000-270-610	General Supplies	20,000	661	20,661	1,287	2,532	16,842
52440	11-000-270-615	Transportation Supplies	1,796,123	56,270	1,852,393	77,427	28,358	1,746,608
52460	11-000-270-8__	Other objects	26,083	0	26,083	2,924	3,476	19,683
71020	11-000-291-220	Social Security Contributions	776,688	0	776,688	99,215	0	677,473

Starting date 7/1/2021 Ending date 8/31/2021 Fund: 10 GENERAL FUND

			Org Budget	Transfers	Adj Budget	Expended	Encumber	Available
Expenditures:								
71060	11-000-291-241	Other Retirement Contributions - PERS	850,000	0	850,000	0	0	850,000
71140	11-000-291-250	Unemployment Compensation	250,000	0	250,000	0	0	250,000
71160	11-000-291-260	Workmen's Compensation	900,000	0	900,000	0	0	900,000
71180	11-000-291-270	Health Benefits	11,330,850	0	11,330,850	2,090,134	9,194,604	46,112
71200	11-000-291-280	Tuition Reimbursement	150,000	0	150,000	19,613	0	130,387
71220	11-000-291-290	Other Employee Benefits	1,030,000	51,270	1,081,270	660	51,270	1,029,340
72180	10-606- -	Interest Earned on Maintenance Reserve	500	0	500	0	0	500
73080	12-140-100-73_	Grades 9-12	0	38,869	38,869	0	38,869	0
75580	12-000-219-73_	Undist. Expend. -- Support Serv. -- Studen	0	4,096	4,096	0	4,096	0
75600	12-000-220-73_	Undist. Expend. -- Support Serv. -- Inst.	0	8,092	8,092	0	8,092	0
75660	12-000-251-73_	Undistributed Expenditures -- Central Ser	0	5,352	5,352	0	5,352	0
75680	12-000-252-73_	Undistributed Expenditures -- Admin. Info	0	37,371	37,371	0	37,371	0
75720	12-000-262-73_	Undist. Expend. -- Custodial Services	0	12,065	12,065	0	12,065	0
75740	12-000-263-73_	Undist. Expend. -- Care and Upkeep of Gro	0	24,567	24,567	0	24,567	0
75780	12-000-270-732	Undist. Expend. Student Trans. -- Non-Ins	0	5,599	5,599	0	5,599	0
75800	12-000-270-733	School Buses - Regular	550,000	626,026	1,176,026	0	626,026	550,000
75820	12-000-270-734	School Buses - Special	220,000	98,926	318,926	0	98,926	220,000
76040	12-000-400-334	Architectural/Engineering Services	2,031,578	0	2,031,578	0	0	2,031,578
76080	12-000-400-450	Construction Services	4,037,092	0	4,037,092	0	0	4,037,092
76200	12-000-400-800	Other Objects	897,716	0	897,716	0	0	897,716
76210	12-000-400-896	Assessment for Debt Service on SDA Fundi	26,043	0	26,043	0	0	26,043
76380	10-604- -	Interest Deposit to Capital Reserve	100	0	100	0	0	100
84000	10-000-100-56_	Transfer of Funds to Charter Schools	639,128	0	639,128	113,935	525,193	0
Total			109,288,527	7,520,930	116,809,458	6,642,530	78,187,946	31,978,982

Starting date 7/1/2021 Ending date 8/31/2021 Fund: 20 SPECIAL REVENUE FUNDS

Assets and Resources

Assets:			\$199,115.18
101	Cash in bank		\$0.00
102 - 106	Cash Equivalents		\$0.00
111	Investments		\$0.00
116	Capital Reserve Account		\$0.00
117	Maintenance Reserve Account		\$0.00
118	Emergency Reserve Account		\$0.00
121	Tax levy Receivable		\$0.00
Accounts Receivable:			
		\$0.00	
132	Interfund		
		\$572,258.00	
141	Intergovernmental - State		
		\$6,677,058.61	
142	Intergovernmental - Federal		
		\$20,000.00	
143	Intergovernmental - Other		
		\$0.00	\$7,269,316.61
153, 154	Other (net of estimated uncollectable of \$_____)		
Loans Receivable:			
		\$0.00	
131	Interfund		
		\$0.00	\$0.00
151, 152	Other (Net of estimated uncollectable of \$_____)		
			\$0.00
Other Current Assets			
Resources:			
301	Estimated revenues	\$5,537,977.33	
302	Less revenues	(\$1,458,318.33)	\$4,079,659.00
Total assets and resources			<u>\$11,548,090.79</u>

Starting date 7/1/2021 Ending date 8/31/2021 Fund: 20 SPECIAL REVENUE FUNDS

Liabilities and Fund Equity

Liabilities:

411	Intergovernmental accounts payable - state		\$96,058.22
421	Accounts payable		\$271,643.41
431	Contracts payable		\$0.00
451	Loans payable		\$0.00
481	Deferred revenues		\$658,523.30
	Other current liabilities		\$0.00
	Total liabilities		\$1,026,224.93

Fund Balance:

Appropriated:

753,754	Reserve for encumbrances		\$2,594,385.37
761	Capital reserve account - July	\$0.00	
604	Add: Increase in capital reserve	\$0.00	
307	Less: Bud. w/d cap. reserve eligible costs	\$0.00	
309	Less: Bud. w/d cap. reserve excess costs	\$0.00	\$0.00
764	Maintenance reserve account - July	\$0.00	
606	Add: Increase in maintenance reserve	\$0.00	
310	Less: Bud. w/d from maintenance reserve	\$0.00	\$0.00
766	Reserve for Cur. Exp. Emergencies - July	\$0.00	
607	Add: Increase in cur. exp. emer. reserve	\$0.00	
312	Less: Bud. w/d from cur. exp. emer. reserve	\$0.00	\$0.00
762	Adult education programs		\$0.00
750-752,76x	Other reserves		\$0.00
601	Appropriations	\$10,865,630.79	
602	Less: Expenditures	(\$343,764.93)	
	Less: Encumbrances	(\$2,594,385.37)	(\$2,938,150.30)
	Total appropriated		\$7,927,480.49
			\$10,521,865.86

Unappropriated:

770	Fund balance, July 1		\$0.00
771	Designated fund balance		\$0.00
303	Budgeted fund balance		\$0.00
	Total fund balance		\$10,521,865.86
	Total liabilities and fund equity		<u>\$11,548,090.79</u>

Starting date 7/1/2021 Ending date 8/31/2021 Fund: 20 SPECIAL REVENUE FUNDS

Recapitulation of Budgeted Fund Balance:

	<u>Budgeted</u>	<u>Actual</u>	<u>Variance</u>
Appropriations	\$10,865,630.79	\$2,938,150.30	\$7,927,480.49
Revenues	(\$5,537,977.33)	(\$1,458,318.33)	(\$4,079,659.00)
Subtotal	<u>\$5,327,653.46</u>	<u>\$1,479,831.97</u>	<u>\$3,847,821.49</u>
Change in capital reserve account:			
Plus - Increase in reserve	\$0.00	\$0.00	\$0.00
Less - Withdrawal from reserve	\$0.00	\$0.00	\$0.00
Subtotal	<u>\$5,327,653.46</u>	<u>\$1,479,831.97</u>	<u>\$3,847,821.49</u>
Change in maintenance reserve account:			
Plus - Increase in reserve	\$0.00	\$0.00	\$0.00
Less - Withdrawal from reserve	\$0.00	\$0.00	\$0.00
Subtotal	<u>\$5,327,653.46</u>	<u>\$1,479,831.97</u>	<u>\$3,847,821.49</u>
Change in emergency reserve account:			
Plus - Increase in reserve	\$0.00	\$0.00	\$0.00
Less - Withdrawal from reserve	\$0.00	\$0.00	\$0.00
Subtotal	<u>\$5,327,653.46</u>	<u>\$1,479,831.97</u>	<u>\$3,847,821.49</u>
Less: Adjustment for prior year	(\$5,327,653.46)	(\$5,327,653.46)	\$0.00
Budgeted fund balance	<u>\$0.00</u>	<u>(\$3,847,821.49)</u>	<u>\$3,847,821.49</u>

Prepared and submitted by: 
Board Secretary

10.22.21
Date

Starting date 7/1/2021 Ending date 8/31/2021 Fund: 20 SPECIAL REVENUE FUNDS

Revenues:		Org Budget	Transfers	Budget Est	Actual	Over/Under	Unrealized
00745	Total Revenues from Local Sources	510,000	61,105	571,105	24,657	Under	546,448
00770	Total Revenues from State Sources	932,086	160,364	1,092,450	706,868	Under	385,582
00830	Total Revenues from Federal Sources	2,696,623	482,538	3,179,161	31,532	Under	3,147,629
0083A	Other	695,261	0	695,261	695,261		0
Total		4,833,970	704,007	5,537,977	1,458,318		4,079,659

Expenditures:		Org Budget	Transfers	Adj Budget	Expended	Encumber	Available
84100	Local Projects	0	91,689	91,689	1	54,604	37,083
84200	Student Activity Fund	510,000	0	510,000	0	0	510,000
85120	Total Instruction	699,720	0	699,720	0	647,720	52,000
86380	Total Support Services	593,485	0	593,485	9,466	55,252	528,767
88000	Nonpublic Textbooks	4,301	861	5,162	0	4,812	351
88020	Nonpublic Auxiliary Services	80,866	(217)	80,649	0	0	80,649
88060	Nonpublic Nursing Services	7,181	2,451	9,632	0	0	9,632
88080	Nonpublic Technology Initiative	2,007	1,605	3,612	0	3,499	113
88140	Other	12,320	5,280	17,600	0	7,341	10,260
88740	Total Federal Projects	2,924,090	5,929,992	8,854,082	334,298	1,821,158	6,698,626
Total		4,833,970	6,031,661	10,865,631	343,765	2,594,385	7,927,480

Starting date 7/1/2021 Ending date 8/31/2021 Fund: 20 SPECIAL REVENUE FUNDS

Revenues:			Org Budget	Transfers	Budget Est	Actual	Over/Under	Unrealized
00737	20-1760	Student Activity Fund Revenue	510,000	0	510,000	0	Under	510,000
00740	20-1__	Other Revenue from Local Sources	0	61,105	61,105	24,657	Under	36,448
00760	20-3218	Preschool Education Aid	472,108	0	472,108	472,108		0
00765	20-32__	Other Restricted Entitlements	459,978	160,364	620,342	234,760	Under	385,582
00775	20-441[1-6]	Title I	1,214,717	132,277	1,346,994	0	Under	1,346,994
00780	20-445[1-5]	Title II	101,338	151,898	253,236	31,532	Under	221,704
00785	20-449[1-4]	Title III	17,962	9,902	27,864	0	Under	27,864
00790	20-447[1-4]	Title IV	71,037	17,134	88,171	0	Under	88,171
00805	20-442[0-9]	I.D.E.A. Part B (Handicapped)	1,112,616	209,744	1,322,360	0	Under	1,322,360
00810	20-4430	Vocational Education	46,358	24,501	70,859	0	Under	70,859
00825	20-4__	Other	132,595	(62,918)	69,677	0	Under	69,677
00835	20-5200	Transfers from Operating Budget – Presch	695,261	0	695,261	695,261		0
Total			4,833,970	704,007	5,537,977	1,458,318		4,079,659
Expenditures:			Org Budget	Transfers	Adj Budget	Expended	Encumber	Available
84100	20-__-__-__	Local Projects	0	91,689	91,689	1	54,604	37,083
84200	20-475-__-__	Student Activity Fund	510,000	0	510,000	0	0	510,000
85000	20-218-100-101	Salaries of Teachers	647,720	0	647,720	0	647,720	0
85080	20-218-100-6__	General Supplies	52,000	0	52,000	0	0	52,000
86020	20-218-200-103	Salaries of Program Directors	36,000	0	36,000	4,533	31,467	0
86060	20-218-200-105	Salaries of Secr. And Clerical Assistant	28,718	0	28,718	4,933	23,785	0
86140	20-218-200-200	Personnel Services – Employee Benefits	258,967	0	258,967	0	0	258,967
86200	20-218-200-329	Purchased Professional – Educational Ser	267,300	0	267,300	0	0	267,300
86300	20-218-200-516	Contr. Trans. Serv. (Field Trips)	1,000	0	1,000	0	0	1,000
86360	20-218-200-8__	Other Objects	1,500	0	1,500	0	0	1,500
88000	20-501-__-__	Nonpublic Textbooks	4,301	861	5,162	0	4,812	351
88020	20-50[-2-5-]__	Nonpublic Auxiliary Services	80,866	(217)	80,649	0	0	80,649
88060	20-509-__-__	Nonpublic Nursing Services	7,181	2,451	9,632	0	0	9,632
88080	20-510-__-__	Nonpublic Technology Initiative	2,007	1,605	3,612	0	3,499	113
88140	20-__-__-__	Other	12,320	5,280	17,600	0	7,341	10,260
88500	20-__-__-__	Title I	1,214,717	346,574	1,561,291	102,174	102,686	1,356,431
88520	20-__-__-__	Title II	69,806	204,275	274,081	0	6,668	267,413
88540	20-__-__-__	Title III	17,962	19,975	37,937	873	6,620	30,444
88560	20-__-__-__	Title IV	71,037	58,332	129,369	0	16,169	113,200
88620	20-__-__-__	I.D.E.A. Part B (Handicapped)	1,112,616	214,715	1,327,331	68,383	982,209	276,739
88678	20-477-__-__	CARES Act Education Stabilization Fund	0	703,128	703,128	31,554	431,790	239,784
88700	20-__-__-__	Other	437,952	124,662	562,614	57,837	275,017	229,760
88709	20-483-__-__	CRRSA Act - ESSER II Grant Program	0	3,959,247	3,959,247	73,477	0	3,885,770
88710	20-484-__-__	CRRSA Act - Learning Acceleration Grant	0	254,084	254,084	0	0	254,084
88711	20-485-__-__	CRRSA Act - Mental Health Grant	0	45,000	45,000	0	0	45,000
Total			4,833,970	6,031,661	10,865,631	343,765	2,594,385	7,927,480

Starting date 7/1/2021 Ending date 8/31/2021 Fund: 30 CAPITAL PROJECTS FUNDS

Assets and Resources

Assets:				
101	Cash in bank			\$3,391,459.47
102 - 106	Cash Equivalents			\$0.00
111	Investments			\$0.00
116	Capital Reserve Account			\$0.00
117	Maintenance Reserve Account			\$0.00
118	Emergency Reserve Account			\$0.00
121	Tax levy Receivable			\$0.00
Accounts Receivable:				
132	Interfund		\$0.00	
141	Intergovernmental - State	\$2,104,589.00		
142	Intergovernmental - Federal		\$0.00	
143	Intergovernmental - Other		\$0.00	
153, 154	Other (net of estimated uncollectable of \$_____)		\$0.00	\$2,104,589.00
Loans Receivable:				
131	Interfund		\$0.00	
151, 152	Other (Net of estimated uncollectable of \$_____)		\$0.00	\$0.00
Other Current Assets				\$0.00
Resources:				
301	Estimated revenues		\$0.00	
302	Less revenues		\$0.00	\$0.00
Total assets and resources				<u>\$5,496,048.47</u>

Starting date 7/1/2021 Ending date 8/31/2021 Fund: 30 CAPITAL PROJECTS FUNDS

Liabilities and Fund Equity

Liabilities:

411	Intergovernmental accounts payable - state		\$0.00
421	Accounts payable		\$0.00
431	Contracts payable		\$0.00
451	Loans payable		\$0.00
481	Deferred revenues		\$0.00
	Other current liabilities		\$0.00
	Total liabilities		\$0.00

Fund Balance:


Appropriated:

753,754	Reserve for encumbrances		\$499,565.31
761	Capital reserve account - July	\$0.00	
604	Add: Increase in capital reserve	\$0.00	
307	Less: Bud. w/d cap. reserve eligible costs	\$0.00	
309	Less: Bud. w/d cap. reserve excess costs	\$0.00	\$0.00
764	Maintenance reserve account - July	\$0.00	
606	Add: Increase in maintenance reserve	\$0.00	
310	Less: Bud. w/d from maintenance reserve	\$0.00	\$0.00
766	Reserve for Cur. Exp. Emergencies - July	\$0.00	
607	Add: Increase in cur. exp. emer. reserve	\$0.00	
312	Less: Bud. w/d from cur. exp. emer. reserve	\$0.00	\$0.00
762	Adult education programs		\$0.00
750-752,76x	Other reserves		\$0.00
601	Appropriations	\$5,539,228.37	
602	Less: Expenditures	(\$43,179.90)	
	Less: Encumbrances	(\$499,565.31)	(\$542,745.21)
	Total appropriated		\$4,996,483.16
			\$5,496,048.47
	Unappropriated:		
770	Fund balance, July 1		\$0.00
771	Designated fund balance		\$0.00
303	Budgeted fund balance		\$0.00
	Total fund balance		\$5,496,048.47
	Total liabilities and fund equity		<u>\$5,496,048.47</u>

Starting date 7/1/2021 Ending date 8/31/2021 Fund: 30 CAPITAL PROJECTS FUNDS

Recapitulation of Budgeted Fund Balance:

	<u>Budgeted</u>	<u>Actual</u>	<u>Variance</u>
Appropriations	\$5,539,228.37	\$542,745.21	\$4,996,483.16
Revenues	\$0.00	\$0.00	\$0.00
Subtotal	<u>\$5,539,228.37</u>	<u>\$542,745.21</u>	<u>\$4,996,483.16</u>
Change in capital reserve account:			
Plus - Increase in reserve	\$0.00	\$0.00	\$0.00
Less - Withdrawal from reserve	\$0.00	\$0.00	\$0.00
Subtotal	<u>\$5,539,228.37</u>	<u>\$542,745.21</u>	<u>\$4,996,483.16</u>
Change in maintenance reserve account:			
Plus - Increase in reserve	\$0.00	\$0.00	\$0.00
Less - Withdrawal from reserve	\$0.00	\$0.00	\$0.00
Subtotal	<u>\$5,539,228.37</u>	<u>\$542,745.21</u>	<u>\$4,996,483.16</u>
Change in emergency reserve account:			
Plus - Increase in reserve	\$0.00	\$0.00	\$0.00
Less - Withdrawal from reserve	\$0.00	\$0.00	\$0.00
Subtotal	<u>\$5,539,228.37</u>	<u>\$542,745.21</u>	<u>\$4,996,483.16</u>
Less: Adjustment for prior year	(\$5,539,228.37)	(\$5,539,228.37)	\$0.00
Budgeted fund balance	<u>\$0.00</u>	<u>(\$4,996,483.16)</u>	<u>\$4,996,483.16</u>

Prepared and submitted by : 
Board Secretary

10.22.21
Date

Starting date 7/1/2021 Ending date 8/31/2021 Fund: 30 CAPITAL PROJECTS FUNDS

Expenditures:		Org Budget	Transfers	Adj Budget	Expended	Encumber	Available
	(Total of Accounts W/O a Grid# Assigned)	0	2,520,042	2,520,042	43,180	499,565	1,977,297
89200	TOTAL CAPITAL PROJECT FUNDS	0	3,019,186	3,019,186	0	0	3,019,186
	Total	0	5,539,228	5,539,228	43,180	499,565	4,996,483

Starting date 7/1/2021 Ending date 8/31/2021 Fund: 30 CAPITAL PROJECTS FUNDS

		Org Budget	Transfers	Adj Budget	Expended	Encumber	Available
Expenditures:							
		0	2,520,042	2,520,042	43,180	499,565	1,977,297
89080	30-000-4__-45_ Construction Services	0	3,019,186	3,019,186	0	0	3,019,186
Total		0	5,539,228	5,539,228	43,180	499,565	4,996,483

Starting date 7/1/2021 Ending date 8/31/2021 Fund: 40 DEBT SERVICE FUNDS

Assets and Resources

Assets:			\$0.00
101	Cash in bank		\$0.00
102 - 106	Cash Equivalents		\$0.00
111	Investments		\$0.00
116	Capital Reserve Account		\$0.00
117	Maintenance Reserve Account		\$0.00
118	Emergency Reserve Account		\$0.00
121	Tax levy Receivable		\$0.00
Accounts Receivable:			
		\$0.00	
132	Interfund	\$0.00	
141	Intergovernmental - State	\$0.00	
142	Intergovernmental - Federal	\$0.00	
143	Intergovernmental - Other	\$0.00	
153, 154	Other (net of estimated uncollectable of \$_____)	\$0.00	\$0.00
Loans Receivable:			
		\$0.00	
131	Interfund	\$0.00	\$0.00
151, 152	Other (Net of estimated uncollectable of \$_____)	\$0.00	\$0.00
			\$0.00
Other Current Assets			
Resources:			
		\$0.00	
301	Estimated revenues	\$0.00	\$0.00
302	Less revenues	\$0.00	\$0.00
Total assets and resources			<u>\$0.00</u>

Starting date 7/1/2021 Ending date 8/31/2021 Fund: 40 DEBT SERVICE FUNDS

Liabilities and Fund Equity

Liabilities:

411	Intergovernmental accounts payable - state			\$0.00
421	Accounts payable			\$0.00
431	Contracts payable			\$0.00
451	Loans payable			\$0.00
481	Deferred revenues			\$0.00
	Other current liabilities			\$0.00
	Total liabilities			\$0.00

Fund Balance:

Appropriated:

753,754	Reserve for encumbrances			\$0.00
761	Capital reserve account - July		\$0.00	
604	Add: Increase in capital reserve		\$0.00	
307	Less: Bud. w/d cap. reserve eligible costs		\$0.00	\$0.00
309	Less: Bud. w/d cap. reserve excess costs		\$0.00	
764	Maintenance reserve account - July		\$0.00	
606	Add: Increase in maintenance reserve		\$0.00	\$0.00
310	Less: Bud. w/d from maintenance reserve		\$0.00	
766	Reserve for Cur. Exp. Emergencies - July		\$0.00	
607	Add: Increase in cur. exp. emer. reserve		\$0.00	\$0.00
312	Less: Bud. w/d from cur. exp. emer. reserve		\$0.00	\$0.00
762	Adult education programs			\$0.00
750-752,76x	Other reserves			\$0.00
601	Appropriations		\$0.00	
602	Less: Expenditures	\$0.00		
	Less: Encumbrances	\$0.00	\$0.00	\$0.00
	Total appropriated			\$0.00
	Unappropriated:			\$0.00
770	Fund balance, July 1			\$0.00
771	Designated fund balance			\$0.00
303	Budgeted fund balance			\$0.00
	Total fund balance			<u>\$0.00</u>
	Total liabilities and fund equity			<u>\$0.00</u>

Starting date 7/1/2021 Ending date 8/31/2021 Fund: 40 DEBT SERVICE FUNDS

Recapitulation of Budgeted Fund Balance:

	<u>Budgeted</u>	<u>Actual</u>	<u>Variance</u>
Appropriations	\$0.00	\$0.00	\$0.00
Revenues	\$0.00	\$0.00	\$0.00
Subtotal	<u>\$0.00</u>	<u>\$0.00</u>	<u>\$0.00</u>
Change in capital reserve account:			
Plus - Increase in reserve	\$0.00	\$0.00	\$0.00
Less - Withdrawal from reserve	\$0.00	\$0.00	\$0.00
Subtotal	<u>\$0.00</u>	<u>\$0.00</u>	<u>\$0.00</u>
Change in maintenance reserve account:			
Plus - Increase in reserve	\$0.00	\$0.00	\$0.00
Less - Withdrawal from reserve	\$0.00	\$0.00	\$0.00
Subtotal	<u>\$0.00</u>	<u>\$0.00</u>	<u>\$0.00</u>
Change in emergency reserve account:			
Plus - Increase in reserve	\$0.00	\$0.00	\$0.00
Less - Withdrawal from reserve	\$0.00	\$0.00	\$0.00
Subtotal	<u>\$0.00</u>	<u>\$0.00</u>	<u>\$0.00</u>
Less: Adjustment for prior year	\$0.00	\$0.00	\$0.00
Budgeted fund balance	<u>\$0.00</u>	<u>\$0.00</u>	<u>\$0.00</u>

Prepared and submitted by :

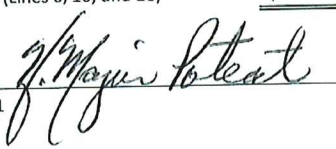

Board Secretary

11.22.21
Date

Starting date 7/1/2021 Ending date 8/31/2021 Fund: 40 DEBT SERVICE FUNDS

WINSLOW TOWNSHIP SCHOOL DISTRICT
Reconciliation Report
For the Month Ending August 31, 2021

Funds	Beginning Cash Balances	Cash Receipts	Cash Disbursed	Ending Cash Balances
<u>Governmental Funds</u>				
1 General Fund - Fund 10	\$ 11,824,959.61	\$ 12,440,039.81	\$ 4,269,364.68	\$ 19,995,634.74
Capital Reserve	17,142,649.83	2,096.93	6,966,386.00	10,178,360.76
Maintenance Reserve	4,376,756.35	535.37		4,377,291.72
2 Special Revenue Fund - Fund 20	-	399,473.95	200,358.77	199,115.18
3 Capital Projects Fund - Fund 30	3,485,500.82		94,041.35	3,391,459.47
4 Debt Service Fund - Fund 40	0.00			0.00
5 NJ Regional Day School - Fund 63	-			0.00
6 Total Governmental Funds (Lines 1 thru 5)	<u>\$ 36,829,866.61</u>	<u>\$ 12,842,146.06</u>	<u>\$ 11,530,150.80</u>	<u>\$ 38,141,861.87</u>
<u>Enterprise Funds</u>				
7 Cafeteria - Enterprise Fund - Fund 60	600,888.90	63.27	78,403.96	522,548.21
8 Cafeteria Online- Enterprise Fund	147.85	180.00		327.85
9 Before and After School Program - Winslow Child Development Fund 61	<u>1,098,399.71</u>	<u>10,967.94</u>	<u>14,171.14</u>	<u>1,095,196.51</u>
10 Total Enterprise Fund	<u>1,699,436.46</u>	<u>11,211.21</u>	<u>92,575.10</u>	<u>1,618,072.57</u>
11 Total Governmental and Enterprise Funds	<u>\$ 38,529,303.07</u>	<u>\$ 12,853,357.27</u>	<u>\$ 11,622,725.90</u>	<u>\$ 39,759,934.44</u>
<u>Trust & Agency Funds - Fund 80, 91, 95 and 96</u>				
12 Unemployment Trust Fund 80	0.00			0.00
13 Payroll Agency - Fund 91	16,596.42	958,485.30	956,572.98	18,508.74
14 Payroll - Fund 91	3,099.12	604,566.36	605,665.48	2,000.00
15 Fiscal Agent -LCCR High School - 95	30,706.98		341.70	30,365.28
16 Student Activities Fund 96	82,418.21			82,418.21
17 Student Athletic Account - 97	0.00			0.00
18 Total Trust & Agency Fund (Lines 12 thru 17)	<u>132,820.73</u>	<u>1,563,051.66</u>	<u>1,562,580.16</u>	<u>133,292.23</u>
19 Total All Funds (Lines 6, 10, and 18)	<u>\$ 38,662,123.80</u>	<u>\$ 14,416,408.93</u>	<u>\$ 13,185,306.06</u>	<u>\$ 39,893,226.67</u>

Prepared by: 
Date: 09/29/21

Vendor Bill List
Current Payments

Winslow Twp School District

EXHIBIT NO: X1B:6

Page 1 of 12
10/22/21 12:53

F881	ABBOTT; KYLE	\$55.00 Vend Total
P.O. #	201488 Chains - Football (V)	\$55.00
7153	ALLEN; GREGORY	\$63.00 Vend Total
P.O. #	201737 Official - Football (JV)	\$63.00
1205	ARCHBISHOP DAMIANO SCHOOL	\$52,412.64 Vend Total
P.O. #	200260 OOD#6693951524	\$4,909.68 P
P.O. #	200261 OOD#4742835621	\$4,909.68 P
P.O. #	200262 OOD#5782570959	\$4,909.68 P
P.O. #	200265 OOD#8905427722	\$4,909.68 P
P.O. #	200918 OOD#3435371829	\$20,772.48 P
P.O. #	200920 OOD#4380928199	\$12,001.44
1206	ARCHWAY PROGRAMS INC.	\$2,813.00 Vend Total
P.O. #	201820 Transportation	\$436.50
P.O. #	201821 Transportation	\$824.50
P.O. #	201822 Transportation	\$776.00
P.O. #	201823 Transportation	\$776.00
M645	ASHWORTH; ROBERT S.	\$85.00 Vend Total
P.O. #	201689 Official - Boys Soccer (V)	\$85.00
1231	ASSOC FOR SUPERVISION & CURR. DEV.	\$239.00 Vend Total
P.O. #	200788 Richard Brown membership	\$239.00
1250	ATLANTIC CITY ELECTRIC	\$38,333.99 Vend Total
P.O. #	201799 SEPTEMBER 2021 MS & HS	\$38,333.99
1304	BALLIET; BERT	\$102.00 Vend Total
P.O. #	201452 Official - Football (V)	\$102.00
1352	BAYADA HOME HEALTH CARE, INC.	\$9,995.00 Vend Total
P.O. #	201528 Nursing Services	\$506.25
P.O. #	201529 Nursing Services	\$1,235.00
P.O. #	201530 Nursing Services	\$382.50
P.O. #	201531 Nursing Services	\$990.00
P.O. #	201532 Nursing Services	\$787.50
P.O. #	201663 Nursing Services	\$652.50
P.O. #	201664 Nursing Services	\$135.00
P.O. #	201665 Nursing Services	\$360.00
P.O. #	201666 Nursing Services	\$1,530.00
P.O. #	201667 Nursing Services	\$742.50
P.O. #	201668 Nursing Services	\$1,605.00
P.O. #	201817 Nursing Services	\$1,068.75
1364	BECKER'S SCHOOL SUPPLIES	\$71.47 Vend Total
P.O. #	250443 Teaching Aids	\$68.57
P.O. #	250452 Teaching Aids	\$2.90

S892	BELL; CHRISTOPHER	\$63.00 Vend Total
P.O. #	201743 Official - Football (F)	\$63.00
1376	BELMONT AND CRYSTAL SPRINGS	\$46.28 Vend Total
P.O. #	201080 JUL/AUG WATER COOLER RENTAL EL	\$32.50
P.O. #	201729 ADMIN BUILDING	\$11.47
P.O. #	201785 water and cooler rental	\$2.31
0820	BENECARD SERVICES, LLC	\$175,773.25 Vend Total
P.O. #	200441 PRESCRIPTION BENEFITS 21/22	\$174,627.13 P
P.O. #	201921 COBRA SEPTEMBER 2021	\$1,146.12
T247	BERG; LAUREN	\$82.00 Vend Total
P.O. #	201593 Assignors Fee for Field Hockey	\$82.00
5800	BLICK ART MATERIALS LLC	\$1,303.78 Vend Total
P.O. #	250288 Fine Art Supplies	\$561.65
P.O. #	250292 Fine Art Supplies	\$742.13
3393	BLOCK LINE SYSTEMS	\$2,239.53 Vend Total
P.O. #	201837 SEPTEMBER 2021	\$2,239.53
1456	BONNIE BRAE	\$8,400.00 Vend Total
P.O. #	200923 OOD#7445482135	\$8,400.00 P
1473	BOWMAN & CO	\$45,000.00 Vend Total
P.O. #	201731 AUDIT	\$45,000.00
A371	BRAUNGART INVESTORS, LLC	\$252.00 Vend Total
P.O. #	201932 PLANT & CONTAINERS AT BOE	\$252.00
1508	BROOKFIELD ACADEMY	\$2,705.30 Vend Total
P.O. #	201527 Professional Services	\$291.34
P.O. #	201756 Professional Services	\$1,165.36
P.O. #	201757 Professional Services	\$1,248.60
4387	BSN SPORTS, LLC	\$710.80 Vend Total
P.O. #	201113 Equipment - Girls Soccer	\$330.00
P.O. #	201384 wrestling	\$380.80
1588	C & J FLORIST	\$87.94 Vend Total
P.O. #	201673 FRUIT BASKET	\$87.94
1603	CALDWELL; PATTI	\$29.75 Vend Total
P.O. #	201782 CRIMINAL ARVCHIVE REIMBURSEMEN	\$29.75
6978	CAPE PHYSICIANS ASSOCIATES, PA	\$8,700.00 Vend Total
P.O. #	201935 SCHOOL PHYSICIAN CONTRACT 21-2	\$8,700.00 P
1689	CAROLINA BIOLOGICAL SUPPLY CO	\$141.96 Vend Total
P.O. #	250383 Science Supplies	\$141.96

1713	CASCADE SCHOOL SUPPLIES, INC	\$307.71 Vend Total
P.O. #	250260 Fine Art Supplies	\$8.40
P.O. #	250283 Fine Art Supplies	\$108.48
P.O. #	250291 Fine Art Supplies	\$90.42
P.O. #	250437 Teaching Aids	\$24.04
P.O. #	250440 Teaching Aids	\$7.07
P.O. #	250453 Teaching Aids	\$0.33
P.O. #	250462 Teaching Aids	\$2.91
P.O. #	250466 Teaching Aids	\$19.92
P.O. #	250473 Teaching Aids	\$46.14
T952	CAVALLARO; MICHAEL	\$63.00 Vend Total
P.O. #	201777 Official - Football (F)	\$63.00
1732	CDW GOVERNMENT INC.	\$297.04 Vend Total
P.O. #	201460 HS Music	\$28.57
P.O. #	201516 walkie talkies	\$159.38
P.O. #	201698 Poster Printer - computer lab	\$109.09
7275	CLAY; JAMES	\$85.00 Vend Total
P.O. #	201752 Official - Boys Soccer (V)	\$85.00
1852	COCUZZA; CHRISTINE	\$29.75 Vend Total
P.O. #	201781 CRIMINAL ARCHIVE REIMBURSEMENT	\$29.75
8307	COLES MUSIC SERVICE	\$1,499.86 Vend Total
P.O. #	200134 band	\$1,499.86
1880	COMCAST	\$5,681.62 Vend Total
P.O. #	201806 SEPTEMBER NETWORK SERVICES	\$5,681.62
1881	COMCAST CABLE	\$166.64 Vend Total
P.O. #	201618 DIGITAL ADAPTER SEP 2021 #4	\$22.53
P.O. #	201889 SUPERINTENDENT'S OFFICE	\$144.11
4536	COMMUNITY PRODUCTS, LLC	\$4,792.50 Vend Total
P.O. #	201587 SpecializedMedicalEquipforStud	\$4,792.50
1894	COMPUTER SOLUTIONS INC	\$17,280.00 Vend Total
P.O. #	201264 CSI SOFTWARE	\$17,280.00
1920	COOPER; ARLINE	\$127.00 Vend Total
P.O. #	201453 Official - Volleyball (V & JV)	\$127.00
I557	CORDNER; STEVE	\$254.00 Vend Total
P.O. #	201692 Official - Volleyball (JV & V)	\$127.00
P.O. #	201739 Official - Volleyball (JV & V)	\$127.00
6537	CORE MECHANICAL INC.	\$1,953.52 Vend Total
P.O. #	104437 SCHOOL 4 RTU REPAIR	\$1,953.52

J334	DANDREA CONSTRUCTION COMPANY, INC	\$91,525.29 Vend Total
P.O. #	100983 2020 MS IMPROVEMENTS & BOE REN	\$41,160.16 P
P.O. #	905585 HS ADDITION & RENOVATIONS	\$50,365.13
8134	DEAL; TERRANCE J.	\$85.00 Vend Total
P.O. #	201454 Official - Boys Soccer (V)	\$85.00
2072	DEGLER-WHITING INC.	\$3,200.00 Vend Total
P.O. #	104121 Repair - Locker Room Partition	\$3,200.00
2094	DELTA DENTAL PLAN OF NJ	\$44,802.28 Vend Total
P.O. #	200090 DENTAL BENEFITS 21-22 YR	\$44,414.80 P
P.O. #	201920 COBRA SEPTEMBER 2021	\$387.48
2101	DEMCO INC.	\$637.24 Vend Total
P.O. #	250332 Library Supplies	\$637.24
O622	DISTRIBUTIVE EDUCATION CLUBS OF AMERICA,	\$630.00 Vend Total
P.O. #	201696 S/R - CTE Membership	\$630.00
D797	DUCA; LAURA	\$1,125.00 Vend Total
P.O. #	201792 Tuition Reimbursement	\$1,125.00
0737	EDUCATIONAL NETWORKS, INC.	\$550.00 Vend Total
P.O. #	201720 WEBSITE CONTENT MGMT-NOVEMBER	\$550.00
9026	EINHORN; MARTIN	\$127.00 Vend Total
P.O. #	201694 Official - Volleyball (JV & V)	\$127.00
2315	ELECTRONIX EXPRESS	\$46.00 Vend Total
P.O. #	200321 Technology	\$46.00
3729	ESS SUPPORT SERVICES, LLC	\$161,841.38 Vend Total
P.O. #	201617 TA'S & NIA'S PARTIAL SEPT 2021	\$161,841.38
2460	FLAGHOUSE INC.	\$19.30 Vend Total
P.O. #	201281 Equipment - Boys Basketball	\$19.30
A949	FLEETWOOD; SHAWN	\$63.00 Vend Total
P.O. #	201461 Official - Football (JV)	\$63.00
0322	FOLLETT SCHOOL SOLUTIONS INC.	\$450.00 Vend Total
P.O. #	200218 library	\$450.00
9070	GALLAGHER; JOHN	\$127.00 Vend Total
P.O. #	201740 Official - Volleyball (JV & V)	\$127.00
2569	GALLOWAY TOWNSHIP SCHOOL DISTRICT	\$9,484.15 Vend Total
P.O. #	200193 OOD#3204832491	\$9,484.15 P
2595	GASKILL; JOHN	\$50.00 Vend Total
P.O. #	201790 REIMBURSEMENT	\$50.00

Vendor Bill List
Current Payments

Winslow Twp School District

2605	GENERAL CHEMICAL AND SUPPLY	\$25,054.96 Vend Total
P.O. #	200793 CUSTODIAL SUPPLIES	\$25,054.96
U172	GENERAL HEALTHCARE RESOURCES INC.	\$3,552.00 Vend Total
P.O. #	201599 OTservicesRendforWinsloStud	\$1,332.00
P.O. #	201749 OTservicerendered forWinslStud	\$1,332.00
P.O. #	201831 OT ServRend for WinsStud	\$888.00
2640	GILL; ROSALYN	\$62.00 Vend Total
P.O. #	201345 assignor field hockey	\$62.00
2667	GLOUCESTER COUNTY SPECIAL SRVCS.	\$15,600.00 Vend Total
P.O. #	201524 Professional Services	\$3,900.00
P.O. #	201525 Professional Services	\$7,800.00
P.O. #	201526 Professional Services	\$3,900.00
J909	GREEN DRAGON HYDROPONICS	\$817.91 Vend Total
P.O. #	200125 Environmental STEM	\$817.91
X396	GREENE; JEROME	\$55.00 Vend Total
P.O. #	201457 Chains - Football (V)	\$55.00
2826	HAWKINS; DIANE	\$164.25 Vend Total
P.O. #	201774 MileageReimbursSept.2021	\$164.25
2858	HENRY SCHEIN INC.	\$1,953.53 Vend Total
P.O. #	250312 Health and Trainer Supplies	\$319.11
P.O. #	250315 Health and Trainer Supplies	\$1,284.08
P.O. #	250321 Health and Trainer Supplies	\$172.45
P.O. #	250324 Health and Trainer Supplies	\$177.89
2937	HOUGHTON MIFFLIN HARCOURT SCHOOL PUB	\$23,209.51 Vend Total
P.O. #	200306 Read 180 progr for SpEd stud	\$21,430.92
P.O. #	200595 Teacher Edition Into Read 4-6	\$994.50
P.O. #	201278 HS History Books	\$784.09
8238	INTERNATIONAL VIOLIN CO., LTD.	\$344.11 Vend Total
P.O. #	200749 Orchestra Supplies	\$344.11
3058	JACK ROBINSON WASTE DISPOSAL	\$625.00 Vend Total
P.O. #	201566 DUMPSTER RENTAL	\$625.00
W734	JACKSON; JESSIE	\$55.00 Vend Total
P.O. #	201489 Chains - Football (V)	\$55.00
8915	JD SOUND & VIDEO	\$565.00 Vend Total
P.O. #	200773 tech service cafeteria	\$565.00
W787	JOHNSON; EDMUND	\$63.00 Vend Total
P.O. #	201490 Clock - Football (V)	\$63.00

3152 K & S MUSIC INC. **\$35.40 Vend Total**
P.O. # 250498 Music \$35.40

3168 KAPLAN EARLY LEARNING CO **\$57.23 Vend Total**
P.O. # 250461 Teaching Aids \$57.23

3222 KINGSWAY LEARNING CENTER **\$175,930.98 Vend Total**

P.O. # 200267	OOD#5408799379	\$10,033.38	P
P.O. # 200271	OOD#3736940744	\$10,033.38	P
P.O. # 200273	OOD#3051056748	\$10,033.38	P
P.O. # 200274	OOD#9113498395	\$6,421.38	P
P.O. # 200275	OOD#5482898118	\$6,421.38	P
P.O. # 200277	OOD#9459685894	\$10,033.38	P
P.O. # 200279	OOD#4526117206	\$10,033.38	P
P.O. # 200280	OOD#2933089955	\$6,421.38	P
P.O. # 200281	OOD#9969037621	\$955.56	P
P.O. # 200283	OOD#513643643	\$9,077.82	P
P.O. # 200285	OOD#4644975825	\$6,421.38	P
P.O. # 200286	OOD#7442043899	\$10,033.38	P
P.O. # 200287	OOD#5359059487	\$10,033.38	P
P.O. # 200288	OOD#1878798523	\$6,421.38	P
P.O. # 200290	OOD#1357789617	\$6,421.38	P
P.O. # 200291	OOD#9920043411	\$6,421.38	P
P.O. # 200292	OOD#4603548134	\$10,033.38	P
P.O. # 200294	OOD#3467389636	\$6,421.38	P
P.O. # 200296	OOD#6878474384	\$6,421.38	P
P.O. # 200299	OOD#9331610218	\$10,033.38	P
P.O. # 200318	No SID in system	\$10,033.38	P
P.O. # 200555	No SID#	\$6,421.38	P
P.O. # 201755	Nursing Services	\$1,350.00	

3269 KURTZ BROTHERS **\$420.87 Vend Total**

P.O. # 250434	Teaching Aids	\$1.66
P.O. # 250454	Teaching Aids	\$99.67
P.O. # 250458	Teaching Aids	\$81.20
P.O. # 250468	Teaching Aids	\$17.76
P.O. # 250470	Teaching Aids	\$37.16
P.O. # 250479	Teaching Aids	\$90.96
P.O. # 250480	Teaching Aids	\$92.46

3287 LAKESHORE LEARNING MATERIAL **\$309.49 Vend Total**

P.O. # 250435	Teaching Aids	\$33.29
P.O. # 250445	Teaching Aids	\$22.49
P.O. # 250447	Teaching Aids	\$80.97
P.O. # 250449	Teaching Aids	\$33.29
P.O. # 250456	Teaching Aids	\$8.99
P.O. # 250460	Teaching Aids	\$98.98
P.O. # 250469	Teaching Aids	\$8.99
P.O. # 250475	Teaching Aids	\$22.49

D457 LAN ASSOCIATES	\$15,210.00 Vend Total
P.O. # 200705 HVAC UPGRADES	\$15,210.00 P
3315 LAUREL LAWNMOWER SERVICE INC.	\$939.98 Vend Total
P.O. # 200767 GROUNDS EQUIPMENT	\$399.98
P.O. # 201156 SALT SPREADER INSTALLATION	\$540.00
6336 LEGACY TREATMENT SERVICES, INC.	\$14,222.08 Vend Total
P.O. # 200152 OOD#7468018903	\$8,586.24 P
P.O. # 200203 OOD#3377466390	\$5,635.84 P
3357 LENAPE REGIONAL HIGH SCHOOL DISTRICT	\$90.00 Vend Total
P.O. # 201508 Entry Fee - XC Novice Meet	\$90.00
8422 LEONARDIS; GREG	\$102.00 Vend Total
P.O. # 201451 Official - Football (V)	\$102.00
7304 LEWER; JASON	\$63.00 Vend Total
P.O. # 201459 Official - Football (JV)	\$63.00
3433 LONGSTRETH SPORTING GOODS, LLC	\$2.94 Vend Total
P.O. # 201354 softball	\$2.94
X535 MAISTO;KARLA	\$127.00 Vend Total
P.O. # 201687 Official - Volleyball (JV & V)	\$127.00
0008 McCARVILL, LLC	\$4,859.88 Vend Total
P.O. # 201476 MYK12 AND HIB MANAGER 21/22SY	\$4,859.88
Z076 MCGOWAN WELL WATER COMPLIANCE MANAGE	\$900.00 Vend Total
P.O. # 201472 SCHOOL 1 WELL AGREEMENT	\$900.00 P
8581 MCGRAW HILL EDUCATION	\$10,519.25 Vend Total
P.O. # 104397 Personal Finance Books	\$10,519.25
3655 MEDCO SUPPLY CO.	\$137.92 Vend Total
P.O. # 250314 Health and Trainer Supplies	\$67.84
P.O. # 250323 Health and Trainer Supplies	\$70.08
3700 MIDWEST TECHNOLOGY PRODUCTS	\$445.55 Vend Total
P.O. # 250487 Technology Supplies	\$445.55
6652 MILLS; JOHN	\$2,440.00 Vend Total
P.O. # 201793 Tuition Reimbursement	\$2,440.00
3758 MONROE TWP PUBLIC SCHOOLS	\$2,603.52 Vend Total
P.O. # 200552 OOD#1998750428	\$2,603.52 P
3839 MUSIC IN MOTION	\$319.45 Vend Total
P.O. # 250496 Music	\$319.45

3864	NASCO EDUCATION LLC	\$444.26 Vend Total
P.O. #	201163 MICROWAVE BA'S OFFICE	\$235.47
P.O. #	250285 Fine Art Supplies	\$163.86
P.O. #	250372 Physical Education Supplies	\$31.41
P.O. #	250477 Teaching Aids	\$13.52
L620	NEURON FUEL, INC.	\$1,000.00 Vend Total
P.O. #	201493 COMPUTER	\$1,000.00
A343	NEW JERSEY MOTOR VEHICLE COMMISSION	\$600.00 Vend Total
P.O. #	201431 REGISTRATIONS	\$300.00
P.O. #	201437 REGISTRATIONS	\$300.00
3991	NJ ASSOC. OF SCHOOL BUSINESS OFFICIALS	\$225.00 Vend Total
P.O. #	201641 PENSIONS - WORKSHOP	\$200.00
P.O. #	201732 ARP ESSER WORKSHOP	\$25.00
7084	NJFOA-TREASURER	\$197.00 Vend Total
P.O. #	201458 NJFOA Assignors Fee (Football)	\$197.00
4016	NJSCHOOL JOBS.COM	\$350.00 Vend Total
P.O. #	201391 JOB POSTINGS FOR 21/22 SY	\$200.00
P.O. #	201475 JOB POSTINGS 21/22 SY	\$100.00
P.O. #	201648 ESL TEACHER	\$50.00
4053	OFFICE BASICS INC.	\$21.51 Vend Total
P.O. #	200622 Mr. Brown calendar	\$21.51
4103	PALOS SPORTS, INC	\$599.15 Vend Total
P.O. #	250366 Physical Education Supplies	\$599.15
8663	PARCO SCIENTIFIC COMPANY	\$103.88 Vend Total
P.O. #	104200 Special Ed Supplies	\$103.88
4139	PASSON'S SPORTS	\$3,509.54 Vend Total
P.O. #	250502 Athletic Supplies	\$323.34
P.O. #	250521 Athletic Supplies	\$2,623.70
P.O. #	250528 Athletic Supplies	\$562.50
7606	PAYNTER; LEWIS	\$102.00 Vend Total
P.O. #	201450 Official - Football (V)	\$102.00
4152	PEARSON ASSESSMENTS	\$3,140.63 Vend Total
P.O. #	201283 S/R-Title I supplies	\$3,140.63
Z424	PEMBERTON SUPPLY COMPANY LLC	\$1,024.00 Vend Total
P.O. #	201378 BOOSTER SUPPLY DISTRICT	\$1,024.00
4266	PINELAND LEARNING CENTER	\$14,814.00 Vend Total
P.O. #	200148 OOD#1703062003	\$9,162.00 P
P.O. #	200150 OOD#3871925640	\$5,652.00 P

N734	POWER EQUIPMENT COMPANY	\$1,050.00 Vend Total
P.O. #	200503 SCHOOL 6 OUTSIDE GENERATOR	\$1,050.00
B568	R & R CEILINGS, INC.	\$2,180.93 Vend Total
P.O. #	200956 WALL PANEL REPLACEMENT	\$2,180.93
7167	RAMBO; GARY	\$85.00 Vend Total
P.O. #	201456 Official - Boys Soccer (V)	\$85.00
4452	REAL REGIONAL ENRICHMENT LEARNING CENT	\$9,806.00 Vend Total
P.O. #	200553 OOD#4737047949	\$3,328.00 P
P.O. #	200554 OOD#3196874515	\$6,478.00 P
4456	REALLY GOOD STUFF, LLC	\$189.55 Vend Total
P.O. #	250450 Teaching Aids	\$24.24
P.O. #	250457 Teaching Aids	\$54.78
P.O. #	250464 Teaching Aids	\$22.30
P.O. #	250478 Teaching Aids	\$75.63
P.O. #	250483 Teaching Aids	\$12.60
4508	RFP SOLUTIONS INC.	\$824.88 Vend Total
P.O. #	200910 gym sound maint contract	\$824.88
4525	RICHARDSON; WILLIAM	\$80.00 Vend Total
P.O. #	201783 DOT/CDL PHYSICAL REIMBURSEMENT	\$80.00
2992	RICOH USA, INC.	\$339.84 Vend Total
P.O. #	200080 DUPLICATOR SERVICE AGREEMENT	\$27.00 P
P.O. #	200340 COPIER LEASE 21-22 BA/HR	\$312.84 P
A461	RODRIQUEZ; FERNANDO MARINERO	\$85.00 Vend Total
P.O. #	201789 girls' soccer official	\$85.00
4676	S & S WORLDWIDE, INC	\$20.70 Vend Total
P.O. #	200968 boys soccer	\$20.70
4681	S.A.N.E.	\$61.10 Vend Total
P.O. #	250244 Family / Consumer Science Supp	\$61.10
8750	SCHOOL DATEBOOKS INC.	\$2,787.49 Vend Total
P.O. #	200364 Agenda Books	\$2,787.49
4796	SCHOOL HEALTH CORPORATION	\$2,578.71 Vend Total
P.O. #	200514 masks for students	\$1,114.80
P.O. #	250313 Health and Trainer Supplies	\$1,463.91
4798	SCHOOL OUTFITTERS LLC	\$5,288.16 Vend Total
P.O. #	103558 bookcases Stover	\$497.76
P.O. #	200828 SJCA-Non-public	\$4,790.40
4810	SCHOOL SPECIALTY, LLC	\$7,084.87 Vend Total
P.O. #	104327 Classroom Supplies for SS	\$1,303.97

4810	SCHOOL SPECIALTY, LLC	\$7,084.87 Vend Total
P.O. #	200266 TOY-Tagmire	\$570.60
P.O. #	200542 ClassrmSupplMD rm sch2	\$1,503.24
P.O. #	250004 General Classroom Supplies	\$28.40
P.O. #	250064 General Classroom Supplies	\$90.83
P.O. #	250066 General Classroom Supplies	\$96.26
P.O. #	250067 General Classroom Supplies	\$94.92
P.O. #	250068 General Classroom Supplies	\$96.76
P.O. #	250069 General Classroom Supplies	\$73.95
P.O. #	250075 General Classroom Supplies	\$6.38
P.O. #	250076 General Classroom Supplies	\$54.39
P.O. #	250077 General Classroom Supplies	\$94.76
P.O. #	250121 General Classroom Supplies	\$86.07
P.O. #	250135 General Classroom Supplies	\$91.46
P.O. #	250193 General Classroom Supplies	\$187.87
P.O. #	250194 General Classroom Supplies	\$19.59
P.O. #	250195 General Classroom Supplies	\$157.34
P.O. #	250197 General Classroom Supplies	\$99.32
P.O. #	250201 General Classroom Supplies	\$438.33
P.O. #	250202 General Classroom Supplies	\$98.53
P.O. #	250203 General Classroom Supplies	\$99.57
P.O. #	250206 General Classroom Supplies	\$49.94
P.O. #	250212 General Classroom Supplies	\$3.92
P.O. #	250259 Fine Art Supplies	\$37.91
P.O. #	250275 Fine Art Supplies	\$1,183.74
P.O. #	250280 Fine Art Supplies	\$169.30
P.O. #	250374 Physical Education Supplies	\$232.36
P.O. #	250433 Teaching Aids	\$6.68
P.O. #	250455 Teaching Aids	\$24.47
P.O. #	250467 Teaching Aids	\$53.04
P.O. #	250474 Teaching Aids	\$30.97
R213	SEA BOX INC.	\$700.00 Vend Total
P.O. #	200073 CONTAINER RENTAL	\$700.00 P
0223	SMITH; TIMOTHY	\$127.00 Vend Total
P.O. #	201686 Official - Volleyball (JV & V)	\$127.00
5066	SOUTH JERSEY GAS	\$2,927.48 Vend Total
P.O. #	201828 SEPTEMBER 2021 GAS SERVICE	\$2,927.48
5083	SOUTH JERSEY TENNIS COACHES ASSOCIATION	\$90.00 Vend Total
P.O. #	201592 Tennis - S.J. Championships	\$90.00
5084	SOUTH JERSEY TRACK COACHES ASSC - WINTE	\$285.00 Vend Total
P.O. #	201685 Entry Fee - SJ XC Championship	\$285.00
7326	SOUTH JERSEY TURF CONSULTANTS LLC	\$5,764.28 Vend Total
P.O. #	200397 ATHLETIC FIELD APPLICATIONS	\$5,764.28 P

Vendor Bill List
Current Payments

Winslow Twp School District

5096	SOUTHWEST STRINGS	\$1,499.71 Vend Total
P.O. #	200136 orchestra	\$1,499.71
5158	STAPLES CONTRACT & COMMERCIAL LLC	\$15,103.80 Vend Total
P.O. #	102570 Main Office	\$1,420.86
P.O. #	104254 HS Office Supplies	\$3,549.50
P.O. #	201012 envelopes main office	\$89.10
P.O. #	201087 SUPPLIES BUSINESS OFFICE	\$431.17
P.O. #	201203 2-Way Radios	\$408.50
P.O. #	250344 Office/Computer Supplies	\$4,282.23
P.O. #	250347 Office/Computer Supplies	\$77.96
P.O. #	250348 Office/Computer Supplies	\$294.91
P.O. #	250350 Office/Computer Supplies	\$286.79
P.O. #	250351 Office/Computer Supplies	\$658.88
P.O. #	250352 Office/Computer Supplies	\$991.71
P.O. #	250354 Office/Computer Supplies	\$1,315.50
P.O. #	250355 Office/Computer Supplies	\$281.14
P.O. #	250356 Office/Computer Supplies	\$95.73
P.O. #	250357 Office/Computer Supplies	\$832.94
P.O. #	250358 Office/Computer Supplies	\$62.49
P.O. #	250494 Custodial Supplies	\$24.39
6380	STAR PEDIATRIC HOME CARE AGENCY	\$18,163.75 Vend Total
P.O. #	201758 Nursing Services	\$5,078.75
P.O. #	201759 Nursing Services	\$5,787.50
P.O. #	201760 Nursing Services	\$7,297.50
6705	STRAZZERI; ANTHONY	\$63.00 Vend Total
P.O. #	201738 Official - Football (JV)	\$63.00
5234	SUPER DUPER INC	\$2,519.30 Vend Total
P.O. #	201296 DigitalSPLlibraryforWinslstude	\$2,519.30
3119	T & T SUPPLY CO.	\$6,419.71 Vend Total
P.O. #	200859 HVAC SUPPLIES	\$6,419.71
5279	TANNER NORTH JERSEY INC.	\$21,726.04 Vend Total
P.O. #	104109 Main Office Furniture	\$1,366.80
P.O. #	104120 Furniture Guidance	\$2,365.00
P.O. #	104483 Office Furniture	\$2,756.16
P.O. #	104484 Office Furniture	\$2,588.96
P.O. #	104485 Office Furniture	\$265.32
P.O. #	104506 HS Furniture	\$5,188.48
P.O. #	104507 HS Furniture	\$5,089.48
P.O. #	104551 HS Furniture	\$2,105.84
6787	TECHNOLOGY STUDENT ASSOCIATION	\$410.00 Vend Total
P.O. #	201558 S/R-CTE Membership	\$410.00

5661	TROXELL COMMUNICATIONS INC.	\$17.19 Vend Total
P.O. # 250237	Audio Visual Supplies	\$17.19
9194	UNITED SUPPLY CORP	\$303.29 Vend Total
P.O. # 250451	Teaching Aids	\$18.04
P.O. # 250559	Athletic Supplies	\$285.25
5845	VISION SERVICE PLAN - (EA)	\$9,098.72 Vend Total
P.O. # 201553	VISION BENEFITS OCTOBER 2021	\$9,005.24
P.O. # 201919	COBRA SEPTEMBER 2021	\$93.48
4738	VWR INTERNATIONAL, LLC	\$20.10 Vend Total
P.O. # 250384	Science Supplies	\$20.10
5968	WEST MUSIC COMPANY	\$123.14 Vend Total
P.O. # 250497	Music	\$123.14
5972	WESTERN PEST SERVICES	\$1,039.00 Vend Total
P.O. # 201193	PEST CONTROL SERVICES	\$519.50
P.O. # 201809	PEST CONTROL FOR THE DISTRICT	\$519.50
0916	WILLIAMS JR; JAMES D.	\$85.00 Vend Total
P.O. # 201753	Official - Girls Soccer (V)	\$85.00
6022	WILLIAMS; TRACEY	\$126.00 Vend Total
P.O. # 201462	Official - Football (JV)	\$63.00
P.O. # 201741	Official - Football (F)	\$63.00
6054	WINNING TEAM BY NISSEL LLC	\$55.52 Vend Total
P.O. # 201009	girls basketball	\$55.52
0548	WINSLOW TWP SOLAR, LLC	\$36,508.43 Vend Total
P.O. # 201800	SEPTEMBER 2021 SOLAR	\$36,508.43
6110	WOLFINGTON BODY CO INC	\$626,025.60 Vend Total
P.O. # 103858	PASSENGER SCHOOL BUSES	\$626,025.60
6166	Y.A.L.E. SCHOOL INC.	\$5,003.70 Vend Total
P.O. # 200206	OOD#2352069365	\$5,003.70 P
7299	YOUNG; JAMES	\$170.00 Vend Total
P.O. # 201690	Official - Boys Soccer (V)	\$85.00
P.O. # 201751	Official - Girls Soccer (V)	\$85.00
Total for batch =		\$1,811,831.74

10.22.21

Food Service

D457	LAN ASSOCIATES	\$506.50 Vend Total
P.O. #	104307 HS & Sch#4 WalkIn Freeze/Fridg	\$506.50 P
2992	RICOH USA, INC.	\$156.42 Vend Total
P.O. #	200339 COPIER/PRINTER SODEXO	\$156.42 P
6560	SODEXO INC. & AFFILIATES	\$198,272.78 Vend Total
P.O. #	201871 SEPTEMBER 2021 SERVICES	\$198,272.78
5732	UNITED REFRIGERATION INC.	\$266.92 Vend Total
P.O. #	201502 MAINTENANCE SUPPLIES	\$126.30
P.O. #	201721 FREEZER REPAIR	\$140.62
	Total for batch =	\$199,202.62

MS
11.22.21

3729	ESS SUPPORT SERVICES, LLC	\$44,852.98 Vend Total
P.O. #	201896 Before & After School Payroll	\$22,009.88
P.O. #	201918 BASP payroll	\$22,843.10
X877	JACKSON; SHERYNE	\$218.75 Vend Total
P.O. #	201808 BASP Parent Refund	\$218.75
8317	MACCARELLA; JACQUELYNN	\$75.00 Vend Total
P.O. #	201957 BASP CARI Background check	\$75.00
4796	SCHOOL HEALTH CORPORATION	\$70.00 Vend Total
P.O. #	201649 BASP face mask	\$70.00
	Total for batch =	\$45,216.73


10.22.21

Check Journal
Rec and Unrec checks

Winslow Twp School District
Hand and Machine checks

10/22/21 09:16

Starting date 7/1/2021

Ending date 6/30/2022

Chk#	Date	Rec date	Code	Vendor name	Check Comment	Check amount
956715	10/07/21		N890	BOMBARA; ANTHONY		172.00
956716	10/07/21		A649	COX; HALEY		86.00
956717	10/07/21		P722	DUTTON; CHARLY		86.00
956718	10/07/21		C403	ERICKSON; ANNIKA		172.00
956719	10/07/21		O305	EVINGHAM; EMILY		86.00
956720	10/07/21		H738	HEMPHILL; ADRIANA		172.00
956721	10/07/21		G677	LE; LINDSEY		159.00
956722	10/07/21		X063	LOPER; MICHAEL 111		172.00
956723	10/07/21		F991	MORRIS; JAMIE		172.00
956724	10/07/21		D070	PERDOMO-RUIZ; RACHEL		159.00
956725	10/07/21		F309	SANCHEZ; RAFAEL		86.00
956726	10/07/21		T956	SIMMONS; MATTHEW		86.00
956727	10/07/21		6642	WORLD CLASS VACATIONS		16,500.00
956728	10/19/21		Z212	ALEXANDER; KATIE		20.00
956729	10/19/21		6413	LITTLE TEE'S GRAPHICS		306.00
956730	10/19/21		S659	MARTINEZ; AXEL		344.00

Check Journal
Rec and Unrec checks

Winslow Twp School District
Hand and Machine checks

10/22/21 09:16

Starting date 7/1/2021

Ending date 6/30/2022

Fund Totals

96	STUDENT ACTIVITY	\$18,778.00
	Total for all checks listed	\$18,778.00

10.22.21

Prepared and submitted by: _____

Board Secretary

Date

Check Journal
Rec and Unrec checks

Winslow Twp School District
Hand and Machine checks

Starting date 10/19/2021 Ending date 10/19/2021

Chk#	Date	Rec date	Code	Vendor name	Check Comment	Check amount
137879	10/19/21		0540	FIDELITY SECURITY LIFE INSURANCE CO.		2,844.50

Fund Totals

11	GENERAL CURRENT EXPENSE	\$2,844.50
	Total for all checks listed	\$2,844.50

10.22.21

Prepared and submitted by: _____ Date _____
Board Secretary

Check Journal
Rec and Unrec checks

Winslow Twp School District
Hand and Machine checks

Starting date 10/15/2021 Ending date 10/15/2021

Chk#	Date	Rec date	Code	Vendor name	Check Comment	Check amount
900569	H 10/15/21		4018	NJSHBP	ID#16800 OCT	341.70
900570	H 10/15/21		5173	STATE OF NJ DIV OF PENSIONS AND BENEFITS	ID#15300 OCTOBER	877,820.37

Fund Totals

11	GENERAL CURRENT EXPENSE	\$877,820.37
95	TRANSITION	\$341.70
	Total for all checks listed	\$878,162.07

[Handwritten signature]
10.22.21

Prepared and submitted by: _____
Board Secretary

Date

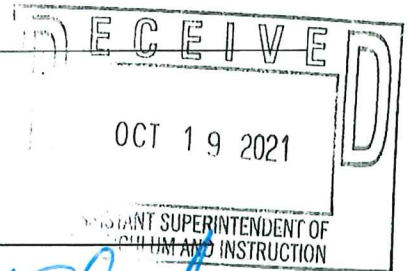
**WINSLOW TOWNSHIP SCHOOL DISTRICT
DISPOSAL OF SCHOOL PROPERTY REQUEST**

School: #3 Department: Technology Date: 10/14/21

Quantity	Description	Tag or Serial #	Est. Age	Condition/Reason
1	dell keyboard	01hf2y	8	not needed
1	dell keyboard	05p02f	8	not needed
1	dell keyboard	05po2f	8	not needed
1	dell keyboard	01hf2y	8	not needed
1	dell keyboard	05po2f	8	not needed
1	dell keyboard	odj454	8	not needed
1	dell keyboard	01hf2y	8	not needed
1	epson 83 projector	km3f045595l	8	broken
1	ipad	03120172	8	broken
1	ipad	03120063	8	broken
1	ipad	03120058	8	broken
1	dell computer	7n8j6v1	8	broken
1	dell monitor	toxkfr6418035n1ac	8	broken

from Dr. Director of Tech.

Location of items for disposal: 20/21



Action to be taken to be determined by the Board Secretary:

- Deliver items to Building Supervisor to be destroyed.
- HOLD! Item will be sold at public sale.
- Hold for administrative review.

Board Secretary

Signatures:

OCT 19 2021

Supervisor/Department Chair

Samuel Shultz

Principal

Stephy Casco 10/19/21

Superintendent/Designee

A work request (with a copy of the approved form attached) will be required for the maintenance department to transfer materials and/or equipment.

Submit requests to dispose of books to the office of the Assistant Superintendent's on the appropriate form.



WINSLOW TOWNSHIP SCHOOL DISTRICT DISPOSAL OF SCHOOL PROPERTY REQUEST

School: High School Department: Guidance Date: 10/18/2021


Quantity	Description	Tag or Serial #	Est. Age	Condition/Reason
1	Red office chair			Old/Broken
2	Blue office chairs			Old/Broken
1	Black office chair			Old/Broken

Location of items for disposal: _____

Action to be taken to be determined by the Board Secretary:

- Deliver items to Building Supervisor to be destroyed.
- HOLD! Item will be sold at public sale.
- Hold for administrative review.

Board Secretary



Signatures:

[Signature]
Supervisor/Department Chair

[Signature]
Principal

[Signature] 10/20/21
Superintendent/Designee

A work request (with a copy of the approved form attached) will be required for the maintenance department to transfer materials and/or equipment.

Submit requests to dispose of books to the office of the Assistant Superintendent's on the appropriate form.



WINSLOW TOWNSHIP SCHOOL DISTRICT DISPOSAL OF SCHOOL PROPERTY REQUEST

School: WTHS Department: High School Date: 10/15/2021

Quantity	Description	Tag or Serial #	Est. Age	Condition/Reason
2	Office Chairs			Poor

Location of items for disposal: AP 1 Office in the Administrative Suite

Action to be taken to be determined by the Board Secretary:

- Deliver items to Building Supervisor to be destroyed.
- HOLD! Item will be sold at public sale.
- Hold for administrative review.

Board Secretary


Signatures:




Supervisor/Department Chair



Principal



Superintendent/Designee



A work request (with a copy of the approved form attached) will be required for the maintenance department to transfer materials and/or equipment.

Submit requests to dispose of books to the office of the Assistant Superintendent's on the appropriate form.

